

Sick Day Activity Pack


Thank you for joining us in our family fun adventures at
HappyandBlessedHome.com




Visit HappyandBlessedHome.com for easy recipes, free printables and crafts, preschool tools, encouragement for moms, as well as great ideas for ways to have fun together as a family.

15 Fun Sick Day Activities for Kids
Thanks to these artists for creating this fun clip art!

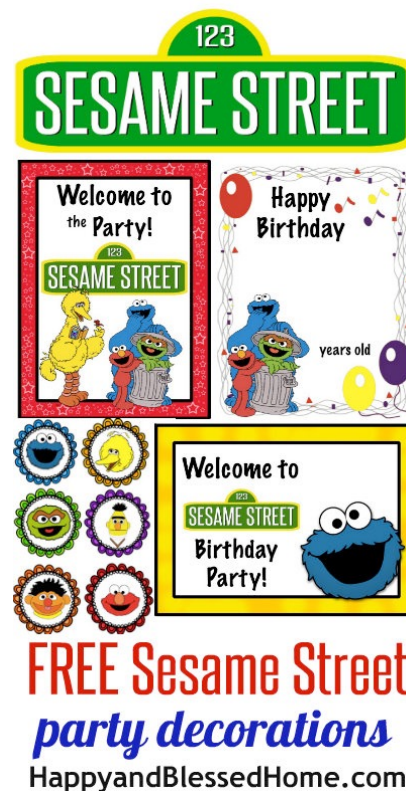




[Jumping Beans](#)



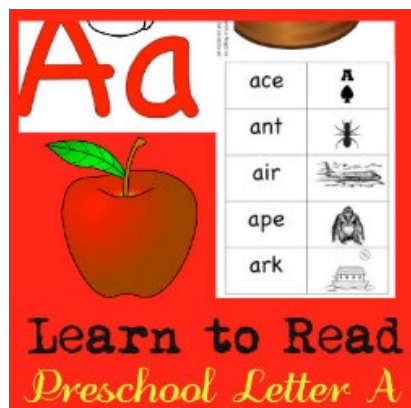
[Family Faces](#)



[Sesame Street Party](#)

Follow this link to: [Subscribe to HappyandBlessedHome.com](#) and receive free activities for young children and fabulous ideas for family fun every month! Follow text links to these fun posts.

[Letter A](#)



[Letter B](#)



[Letter C](#)



[Visual Montessori Preschool Curriculum](#)



[Montessori Planning Charts](#)



[Elf Color By Number Pack](#)




About the creator: Monica is a blogger at HappyandBlessedHome.com. Her passion is to be an encouragement to moms and she publishes free printables and crafts for preschoolers & young children, easy recipes, and ideas for having fun together as a family.

If you enjoy these printables, you should visit HappyandBlessedHome.com. There you'll find:


- * free games and crafts for young children,
- * free printables for teaching preschoolers,
- * encouraging posts for moms, and
- * great ideas for ways to have fun together as a family


By Downloading this package you agree to the following


Terms of Use: This printable package was created by HappyandBlessedHome.com. This package is intended for private/personal use only. It is not intended for commercial use and should not be hosted on another blog or website other than HappyandBlessedHome.com. If you like this printable set, you can link to the blog page where this was posted but do not link directly to this pdf file (where you are at now). Thank you for your support! Copyright © 2017 Happy and Blessed Home. All rights reserved.









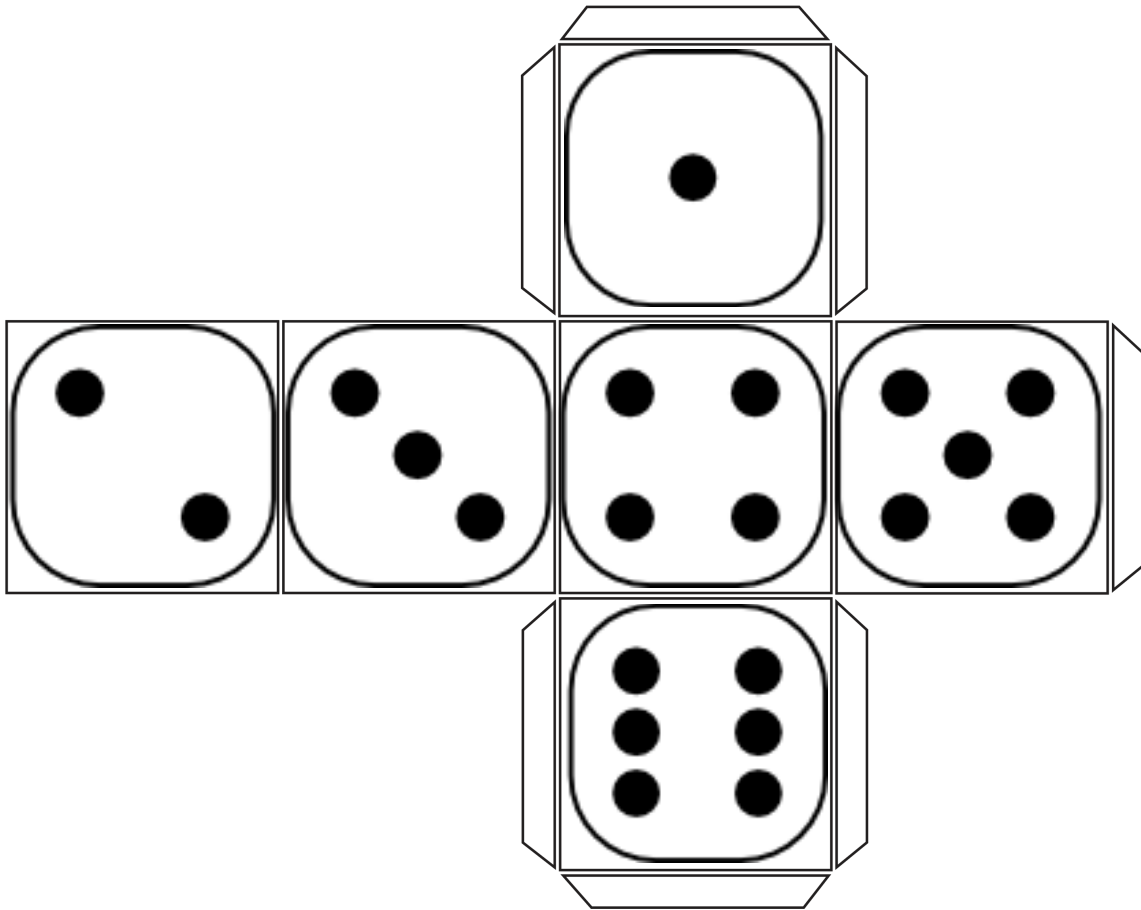






Help the ambulance get to the hospital. If you land on a medicine dropper, slide ahead.




Print, cut and tape together to
create a dice for this game.
Game pieces are at the bottom.





Help this teddy bear make it to the
doctor.






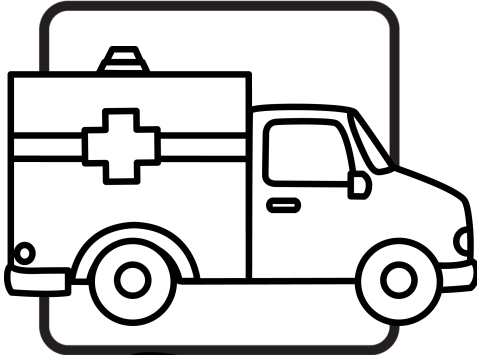






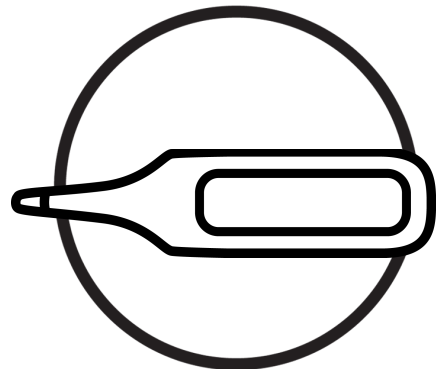
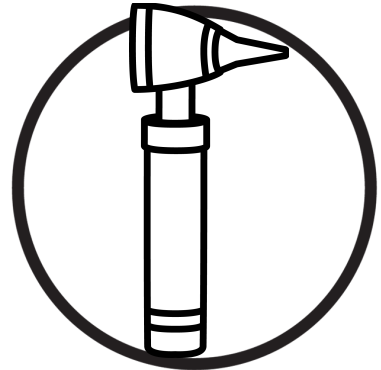
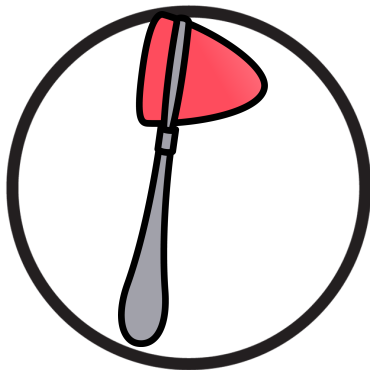
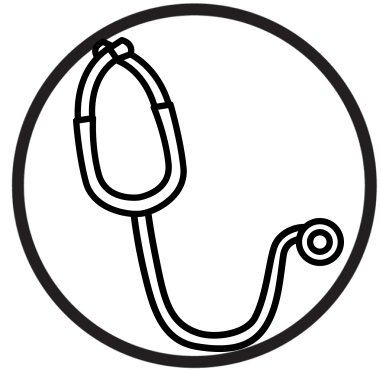
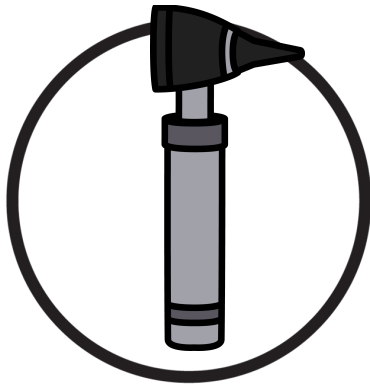
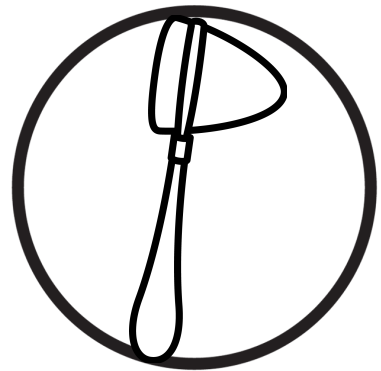
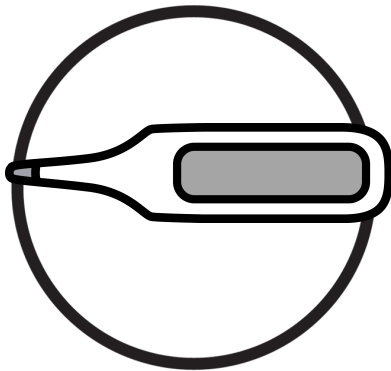
Help this doctor make it to the hospital.




Draw a line to the matching picture.
Color the black and white picture.



Draw a line to the matching picture.
Color the black and white picture.






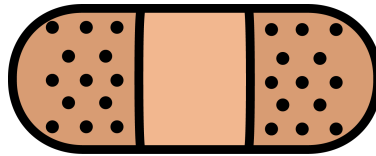


Cut out the pictures at the bottom and glue them onto the white space to tell a story.






Use the cartoon images of teddy and his doctors to tell a story. Have your child cut out the pictures and paste them onto another paper.

Get Well Soon!



Use the cartoon images of teddy and his doctors to tell a story. Help your child write the story below.



Use the cartoon images of a doctor's visit activity to tell a story. Help your child write the story below.

