


Camping Fun Kids' Activity Pack

Thank you for joining us at HappyandBlessedHome.com



Visit HappyandBlessedHome.com for **free recipes, printables and crafts for preschoolers, encouragement for moms, as well as great ideas for ways to have fun together as a family.**

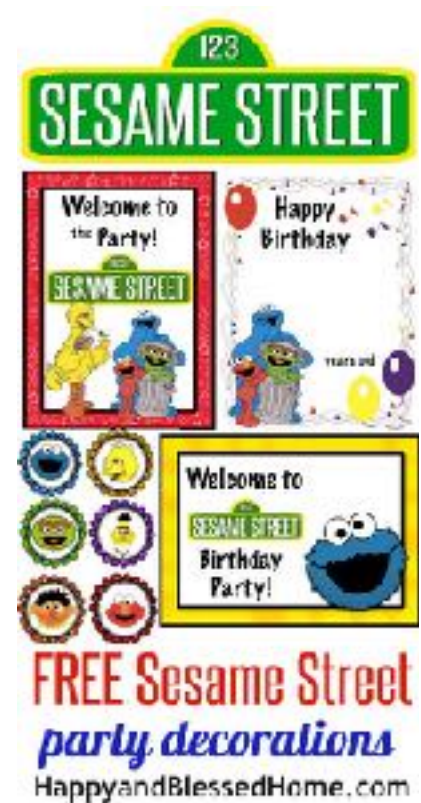
20 Activities for Kids (27 pages):
3 Coloring Pages
2 Match the Camping Stuff Pages
4 Puzzles
Cutting Practice
Align and Count
Graphing
Camping Hunt Map
DIY Camping Hunt
Camping Hunt Binoculars
Camping Puppet Craft
Camping do-a-dot



[Jumping Beans](#)



[Family Faces](#)




[Sesame Street Party](#)

Follow this link to: [Subscribe to HappyandBlessedHome.com](#) and receive free activities for young children and fabulous ideas for family fun every week! Follow text links to these fun posts.

[Letter A](#)

[Letter B](#)

[Letter C](#)



[Letter D](#)



[FREE Montessori Planning Charts](#)



[Circle Time Printables](#)



About the creator: Monica is a blogger at HappyandBlessedHome.com. Her passion is to be an encouragement to moms and she publishes:

- * free games and crafts for preschoolers,
- * recipes, home care & party tips, and
- * great ideas for family fun!

By Downloading this package you agree to the following


Terms of Use: This printable package was created by HappyandBlessedHome.com. This package is intended for private/personal use only. It is not intended for commercial use and should not be hosted on another blog or website other than HappyandBlessedHome.com. If you like this printable set, you can link to the blog page where this was posted but do not link directly to this pdf file (where you are at now). Thank you for your support! Copyright © 2015 Happy and Blessed Home. All rights reserved.

Special Thanks to these designers for purchased clipart. Clipart copyright belongs to the original designers.





campfire



tent




lantern



Draw a line to the matching picture. Feel free to color the black and white versions.





Draw a line to the matching picture. Feel free to color the black and white versions.




Puzzle Crafts


Directions: Print, laminate and cut out puzzle pieces. To assist child, you may want to print an additional page as a guide.


Activities: Grown-ups can help the child assemble the puzzles.


Talk about the colors you see. Help your child piece together like colors, patterns and more.

Have fun creating these puzzles with your little-one(s).









Cutting Practice

Parent: Cut at dark lines.
Have child cut along dotted lines.



Align & Count

Add cut squares to count up to five for each camping picture. Discuss what makes each different.

1	1	1	1
2	2	2	2
3	3	3	3
4	4	4	4
5	5	5	5

Graphing

Group like pictures together and teach the child how to graph each type by shading in the number that matches the pictures found.

shaded example

Campfires	Canoes	Lanterns	Marshmallow Boy	Marshmallow Girl
-----------	--------	----------	--------------------	---------------------

Find the lanterns & circle them.



Create a camping scene with these fun trees and pictures.



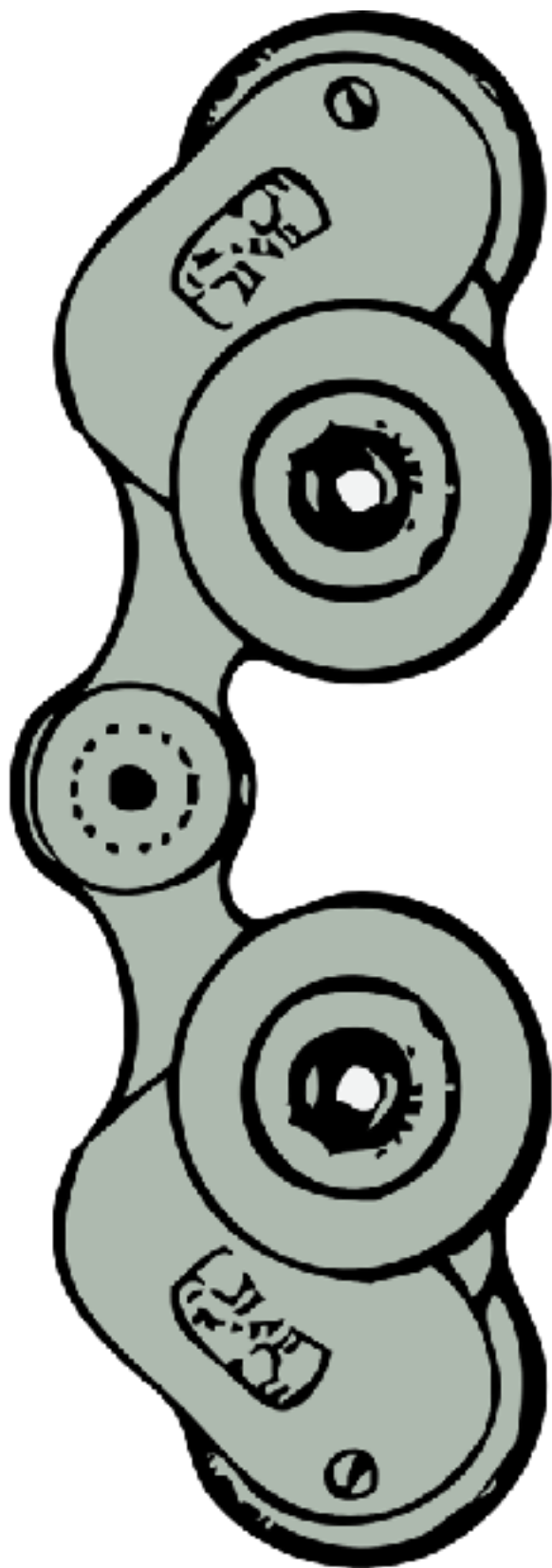


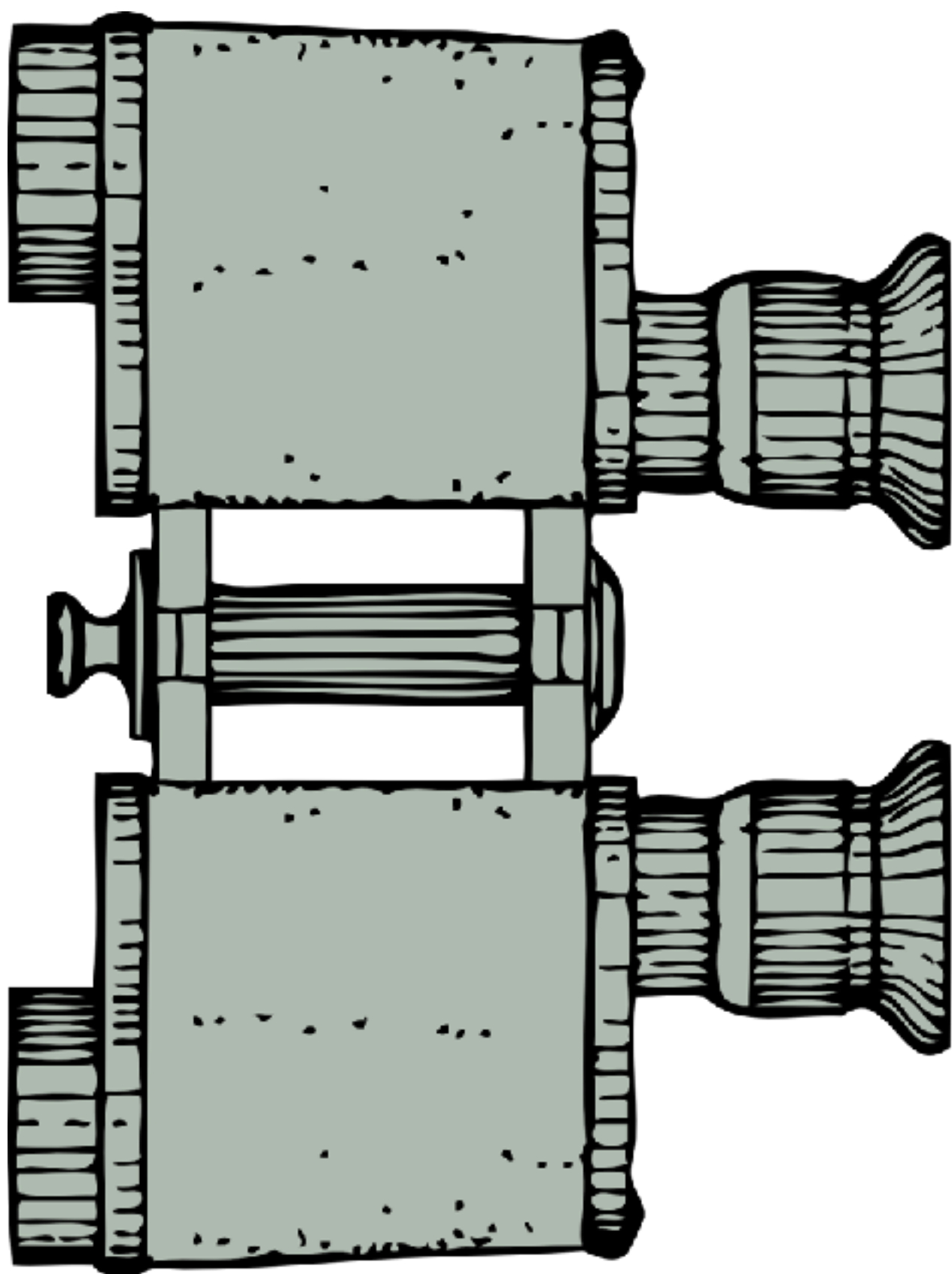




Binocular Craft

Cut out pattern and attach to two toilet paper rolls to create a binocular craft for your camping trip.





Bear Puppet Craft

Use a white paper lunch sack and some glue to create this fun bear puppet!





camping tent



canoeing