

Letter “M” Activities


Thank you for joining us in our alphabet study at
HappyandBlessedHome.com




Visit HappyandBlessedHome.com for **free printables** and **crafts** for preschoolers, encouragement for moms, as well as great ideas for ways to have fun together as a family.

Visit VisualMontessori.com
for the **complete curriculum** of these printables





Jumping Bean



Family Faces



Sesame Street Party

Follow this link to: [Subscribe to HappyandBlessedHome.com](http://Subscribe.to.HappyandBlessedHome.com) and receive free activities for young children and fabulous ideas for family fun every week! Follow text links to these fun posts.

Rainbow Slime



Chinese New Year



Armed Forces



About the creator: Monica is a blogger at HappyandBlessedHome.com. Her passion is to be an encouragement to moms and she publishes **free printables and crafts for preschoolers, devotionals for moms, and ideas for having fun together as a family.** If you enjoy these printables, you should visit HappyandBlessedHome.com. There you'll find:

- * **free games and crafts for preschoolers,**
- * **free printables for teaching preschoolers,**
- * **encouraging posts for moms, and**
- * **great ideas for ways to have fun together as a family**

By Downloading this package you agree to the following Terms of Use: This printable package was created by HappyandBlessedHome.com. This package is intended for private/personal use only. It is not intended for commercial use and should not be hosted on another blog or website other than HappyandBlessedHome.com.

If you like this printable set, you can link to the blog page where this was posted but do not link directly to this pdf file (where you are at now). Thank you for your support!

Mitten Lace-Up

Print, laminate and cut out the picture. Use a hole punch to punch holes into circles near the edge of the picture. The card can be used to practice lacing with a shoestring or piece of yarn.



Monkey Game

Directions: Cut out the monkey cards. You can put them in a stack or lay them flat on the table and have the child flip them over - one at a time.

Activities: Grown-ups will direct the child to act like the monkey.


This game can be played like “Simon says”. You start by saying “Money says (flip a card, or pick up one from the stack) act silly.” This is a great game to teach children to listen carefully because you can (flip or grab a card) and say “Act silly” and because they did not listen for “Monkey says, act silly” they have to start over.

You can use the bananas as a reward system. When the child listens and acts out the “Monkey says” activity correctly, they earn a banana. If they accidentally “act silly” when the Monkey did not direct them to “act silly,” they will lose a banana. If they have no bananas left they are out of the game. Play until you’ve gone at least one round through all the monkey actions and the child with the most cards wins.

If you are playing with only one child, have them trade in their cards for a real banana snack as a reward.

Banana Rewards

Print and cut bananas. Use them as a reward system with the "Monkey Says" game. Print multiple cards if needed.





tongue out



cover eyes




act silly



raise hand




cover mouth




arms down




arms up




look up




look left



look right



frown



look cool



Moose: Easy to assemble. Just cut into two parts – the head and the body. Paste the face/head onto the bottom of the brown paper sack so that when you move the “mouth” of the sack it looks as though the puppet is talking. Feel free to embellish as desired.