

# Letter “L” Activities


Thank you for joining us in our alphabet study at  
**[HappyandBlessedHome.com](http://HappyandBlessedHome.com)**




Visit [HappyandBlessedHome.com](http://HappyandBlessedHome.com) for **free printables** and **crafts** for preschoolers, encouragement for moms, as well as great ideas for ways to have fun together as a family.

Visit [VisualMontessori.com](http://VisualMontessori.com)  
for the **complete curriculum** of these printables





Jumping Bean



Family Faces



Sesame Street Party

Follow this link to: [Subscribe to HappyandBlessedHome.com](http://Subscribe.to.HappyandBlessedHome.com) and receive free activities for young children and fabulous ideas for family fun every week! Follow text links to these fun posts.

Rainbow Slime



Chinese New Year



Armed Forces



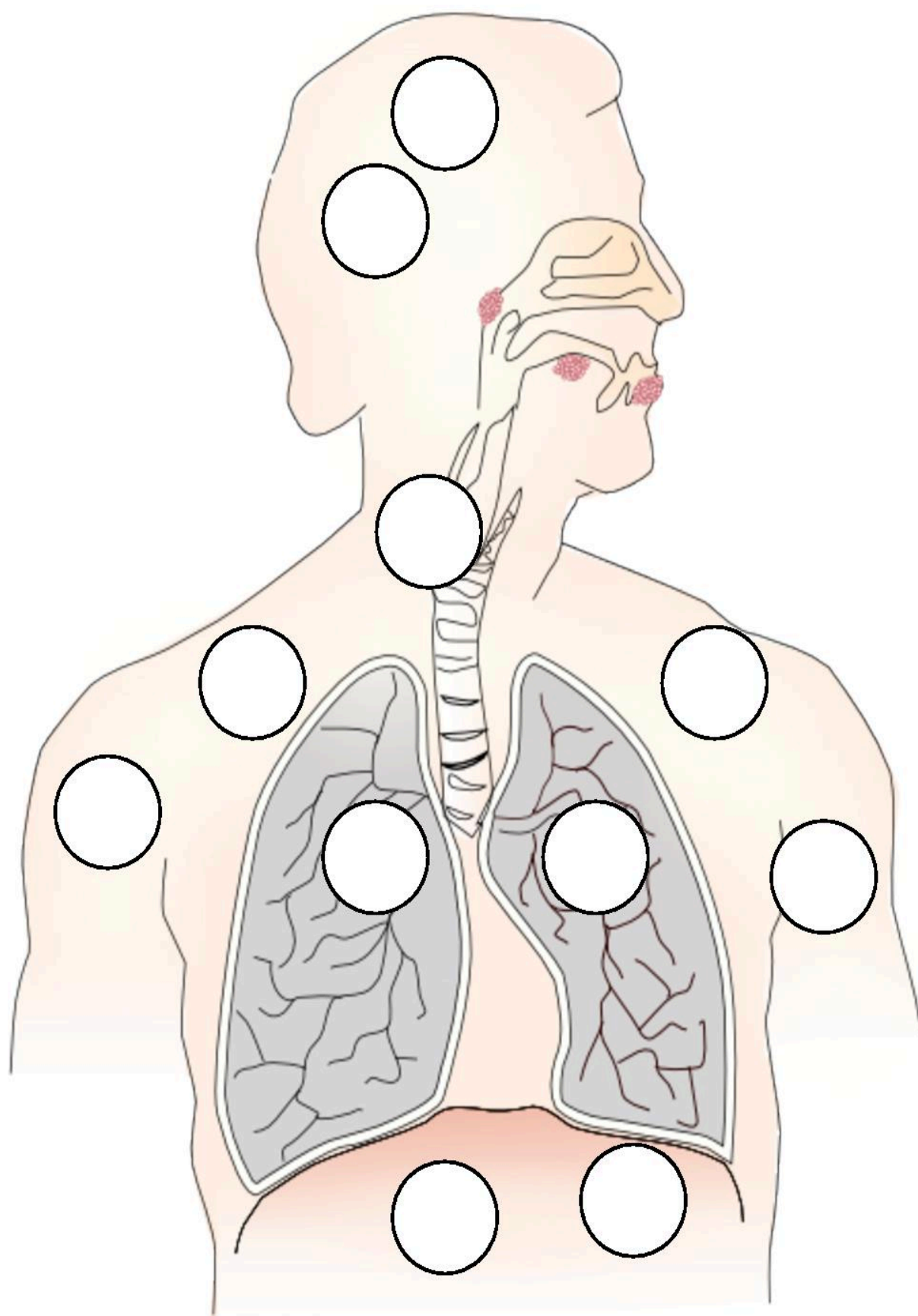
About the creator: Monica is a blogger at [HappyandBlessedHome.com](http://HappyandBlessedHome.com). Her passion is to be an encouragement to moms and she publishes **free printables and crafts for preschoolers, devotionals for moms, and ideas for having fun together as a family.** If you enjoy these printables, you should visit [HappyandBlessedHome.com](http://HappyandBlessedHome.com). There you'll find:

- \* free games and crafts for preschoolers,**
- \* free printables for teaching preschoolers,**
- \* encouraging posts for moms, and**
- \* great ideas for ways to have fun together as a family**

**By Downloading this package you agree to the following Terms of Use:** This printable package was created by HappyandBlessedHome.com. This package is intended for private/personal use only. It is not intended for commercial use and should not be hosted on another blog or website other than HappyandBlessedHome.com.

If you like this printable set, you can link to the blog page where this was posted but do not link directly to this pdf file (where you are at now). Thank you for your support!






lungs

# Counting Lizards

These lizards can be used for a matching game or for counting and tracing.



# Lime Lace-Up

Print, laminate and cut out the picture. Use a hole punch to punch holes into circles near the edge of the picture. The card can be used to practice lacing with a shoestring or piece of yarn.





# Lion Puppet Craft

**Directions:** This lion craft can be used to create a puppet.

**Activities:** Grown-ups can help the child assemble the puppet.

Use yarn, string, pom-poms or other “furry” embellishments for animal’s fur. You can add “google” eyes for the eyes. Use puffy paint, finger-paints, colored sand, or other art supplies to add texture.

You can use this puppet to tell stories or you can use it in song, such as “Old McDonald had a Farm.” The lion can be used as a teaching tool – tell your child about the sounds he makes, where he lives and what food he likes to eat.


These puppet pieces are designed to be used with a standard brown bag lunch sack that measures 10 5/8 x 5 1/8 x 3 1/8 inches.

Have fun creating this lion storytelling puppet with your little-one(s).



Lion: Easy to assemble. Just cut into two parts – the head and the body. Paste the face/head onto the bottom of the brown paper sack so that when you move the “mouth” of the sack it looks as though the puppet is talking. Feel free to embellish as desired.





lion