



VISUAL MONTESSORI™

Lesson Plans for Letters A-Z with Resources



VISUAL MONTESSORI

Lesson Plans for Letters A-Z with Resources

About the author: Monica Pruett is an author and blogger at HappyandBlessedHome.com. She's the mother of two adorable boys and is married to her best friend Jimmy. Her passion is to be an encouragement to moms and she publishes **free printables** and **crafts for preschoolers**, **lifestyle tips for moms**, and ideas for having **fun together as a family**. She truly enjoys connecting with others and sharing what she is learning in the areas of mothering, parenting, discipleship, and marriage.


If you enjoy this planning guide, you should visit HappyandBlessedHome.com. There you'll find free printables as well as free games and ideas for teaching young **children and preschoolers**, encouraging words for moms, **easy recipes**, party tips, as well as great ideas for ways to have fun together as a family.

You are welcome to use short excerpts of this book for review or critique purposes. For more information and other queries, contact Monica Pruett at HappyandBlessedHome.com via her "[Contact Me](#)" page.

No part of this document or the related files may be reproduced or transmitted in any form, by any means (electronic, photocopying, recording, or otherwise) without the prior written permission of the author, except in the case of brief quotations embodied in reviews, excerpts and images made available for promotional uses, and certain other noncommercial uses permitted by copyright law. The contents of this document and the related files may not be sold or redistributed in any manner.

The website addresses recommended throughout this book are offered as a resource. These websites are not intended in any way to be, or imply an endorsement on the part of the author, editors or reviewers of this book, nor does the author vouch for their content. Some of the links provided herein are affiliate links. You can show your support of the author by using these links. The author receives a small commission whenever these links are used.

Visual Montessori: Lesson Plans for Letters A-Z with Resources



Step 1: Watch the Video.

In the first video I will walk you through the Letter “A”. By watching the video you can see how to load a cart to plan your preschool curriculum at home. Link:

<http://www.happyandblessedhome.com/letter-a-unit/>

Step 4: Set a routine.



Children thrive upon routine. Try to have set times of day and days of the week to conduct your preschool at home. Follow through and track your progress on the planning charts provided.



Step 2: Plan Ahead.

You will need to gather materials and print printables before you start. Use this guide to order the things you need.

Printables at TeachersPayTeachers:
<https://www.teacherspayteachers.com/Store/Happy-And-Blessed-Home>

Step 5: Chart your progress.



Using the enclosed planning charts, chart your progress. Try to order things you need one week ahead of time. Print printables and add materials to the cart at least one day before you start.



Step 3: Set up a learning area.

Use a table and chair that fit the preschooler. Create a sense of ownership for their work - a “completed” basket or folder.

Step 6: Get connected.



Join our Facebook group! Link:
<https://www.facebook.com/groups/1526488257653997/>

You can also start your own mom’s group. Just make sure everyone registers individually.

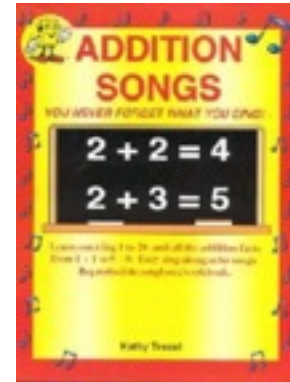
Letter E Planning Guide and Resources



Character: Bible Heroes Activity Book: Esther

Link: www.christianbook.com/bible-heroes-activity-book-esther/pd/441058?event=ESRCG

Queen Esther risked everything to save her family and her people. A story of bravery, courage, and faith. Esther is the perfect story for teaching children to stand up for their beliefs.



Math: Addition Songs

Amazon Link: <http://amzn.to/1ZNNwSL>
This CD can be played while children are playing with play doh, dolls, or cars and trucks. Just hearing the music will help children memorize their addition tables and help them solve future math problems.



Order: Letter "E" Printables

Organize egg" cards from "E" printable pack Happy and Blessed Home on TeachersPayTeachers.com Link: [Letter E Printables](http://www.teacherspayteachers.com/Product/Letter-E-Printables-11111111)

Puzzles and cutting practice. Plus, align and count activities.

Spatial: Letter "E" Printables

Puzzles and cutting practice. Plus, align and count activities.

Language: Letter "E" Printables

Each printable pack has flashcards with sight words. Find words in books and secure w/tack.

Movement: "Do Your Ears Hang Low?" song

Do Your Ears Hang Low?
Do They Wobble to and Fro?
Can You Tie Them in a Knot?
Can You Tie Them in a Bow?
Can You Throw Them Over Your Shoulder
Like a Continental Soldier?

Lyrics: <http://www.scoutsongs.com/lyrics/earshanglow.html#ixzz4HJ666cPY>



Plastic Egg Hide and Seek

Amazon Link: <http://amzn.to/2aTMk9p>
Use large plastic eggs to play hide and seek. Insert small toys or craft supplies. Once eggs are found use contents to create a fun craft.

Letter E Planning Guide and Resources



Music: Hidden in My Heart CD

Amazon Link: <http://amzn.to/2b3r6nb>

A soothing CD set to instrumental music and peace-filled voices singing lullabies. Perfect calming music for bed time.

Earth Lace-up

Print, laminate and cut out Earth picture. Use hole punch to punch holes near circles near the edge of the Earth. This card can be used to practice lacing with a shoelace or piece of yarn.




Small Objects: Lace up Card

Paint an Easter egg. Use an Earth lace up card.

See Happy and Blessed Home on TeachersPayTeachers.com Link:

[Letter E Printables](http://www.teacherspayteachers.com/Product/Letter-E-Printables)



Reading: Recommended

Elephant and Piggie Books:

I Really Like Slop

Amazon Link: <http://amzn.to/2a6qAF3>

I Will Take A Nap

Amazon Link: <http://amzn.to/29ZUJaU>



Writing: Mead Letter Stories - Lower Case Letters

Amazon Link: <http://amzn.to/2a3CaNE>

- Teaches proper lowercase letter formation & alignment of letters on lined paper
- prevents letter reversals
- develops pencil control
- 45 activity sheets developed & tested by handwriting experts



Senses: Hard Boiled Egg

Smell, taste and touch hard boiled eggs to create a sensory activity. Always test for allergies before starting a new sensory activity.



Writing: Melissa & Doug Handwriting Write-a-Mat

Amazon Link: <http://amzn.to/29Uf2Rb>

- Learn letters while waiting to eat
- Double sided for more hand writing practice
- Educational; children learn letters
- Use with wipe off crayons or dry erase markers
- Measures 17.25 X 11.25 inches