



VISUAL MONTESSORI

Lesson Plans for Letters A-Z with Resources



VISUAL MONTESSORI

Lesson Plans for Letters A-Z with Resources

About the author: Monica Pruett is an author and blogger at HappyandBlessedHome.com. She's the mother of two adorable boys and is married to her best friend Jimmy. Her passion is to be an encouragement to moms and she publishes **free printables** and **crafts for preschoolers**, **lifestyle tips for moms**, and ideas for having **fun together as a family**. She truly enjoys connecting with others and sharing what she is learning in the areas of mothering, parenting, discipleship, and marriage.


If you enjoy this planning guide, you should visit HappyandBlessedHome.com. There you'll find free printables as well as free games and ideas for teaching young **children and preschoolers**, encouraging words for moms, **easy recipes**, party tips, as well as great ideas for ways to have fun together as a family.

You are welcome to use short excerpts of this book for review or critique purposes. For more information and other queries, contact Monica Pruett at HappyandBlessedHome.com via her "[Contact Me](#)" page.

No part of this document or the related files may be reproduced or transmitted in any form, by any means (electronic, photocopying, recording, or otherwise) without the prior written permission of the author, except in the case of brief quotations embodied in reviews, excerpts and images made available for promotional uses, and certain other noncommercial uses permitted by copyright law. The contents of this document and the related files may not be sold or redistributed in any manner.

The website addresses recommended throughout this book are offered as a resource. These websites are not intended in any way to be, or imply an endorsement on the part of the author, editors or reviewers of this book, nor does the author vouch for their content. Some of the links provided herein are affiliate links. You can show your support of the author by using these links. The author receives a small commission whenever these links are used.

Visual Montessori: Lesson Plans for Letters A-Z with Resources



Step 1: Watch the Video.

In the first video I will walk you through the Letter “A”. By watching the video you can see how to load a cart to plan your preschool curriculum at home. Link:

<http://www.happyandblessedhome.com/letter-a-unit/>

Step 4: Set a routine.



Children thrive upon routine. Try to have set times of day and days of the week to conduct your preschool at home. Follow through and track your progress on the planning charts provided.



Step 2: Plan Ahead.

You will need to gather materials and print printables before you start. Use this guide to order the things you need.

Printables at TeachersPayTeachers:
<https://www.teacherspayteachers.com/Store/Happy-And-Blessed-Home>

Step 5: Chart your progress.



Using the enclosed planning charts, chart your progress. Try to order things you need one week ahead of time. Print printables and add materials to the cart at least one day before you start.



Step 3: Set up a learning area.

Use a table and chair that fit the preschooler. Create a sense of ownership for their work - a “completed” basket or folder.

Step 6: Get connected.



Join our Facebook group! Link:
<https://www.facebook.com/groups/1526488257653997/>

You can also start your own mom’s group. Just make sure everyone registers individually.

Weekly Preschool Plan - Week of: ____/____/____
Plan for two to three learning areas per day. You can plan ahead.

Add the date you start the Letter Unit Study. Give yourself a week to cover all 12 sensitive learning areas.

Category	Activity	Monday	Tuesday	Wednesday	Thursday	Friday	Saturday	Sunday
Character	Book: "The Children's Discovery Bible" or similar book			10-10:30 AM				
Order	Alphabet Board - puzzle that includes letter sounds				✓			
Spatial	Alphabet Board - puzzle that includes letter sounds							
Language	Flashcards for short words start in A. Short words that in A and sight words.					Out of Town		✓
Math	Melissa & Doug shape sort and stacking puzzle.						✓	
Movement	Airplanes, army men, or other small toys that start with "A".	9-9:30 AM				Highlight areas or days when you know you will not have time to preschool at home.		
Music	Favorite CD or musical toy.		✓		✓			
Reading	Books: Bob & Larry's ABCs, Animals Around the World,		2-2:30 PM					
Senses	Apple sensory play - taste and smell apple samples.							✓
Small Objects	Melissa & Doug shape sort and stacking puzzle.						✓	
Writing	Alphabet Printables - Use letter A tracing pages.			11-11:30 AM				
Toileting	Toileting (hygiene & cleanliness) is a daily activity and should be practiced at every opportunity.							

Over the course of a week, aim to spend at least 1/2 an hour on each of the 12 sensitive areas. You can go in any order. You can opt to just "check off" an activity once it's covered or plan ahead and fill in dates and times.

Activities listed are a great starting point. If you have time, expand the activity to include even more learning.

Copyright © 2016 HappyandBlessedHome.com. All rights reserved.

Copyright © 2016 HappyandBlessedHome.com. All rights reserved.

Category	Activity	Monday	Tuesday	Wednesday	Thursday	Friday	Saturday	Sunday
Character								
Order								
Spatial								
Language								
Math								
Movement								
Music								
Reading								
Senses								
Small Objects								
Writing								
Toileting	Toileting (hygiene & cleanliness) is a daily activity and should be practiced at every opportunity.							


Weekly Preschool Plan - Week of: ____/____/____

Plan for two to three learning areas per day. You can plan ahead or mark as you go.



Category	Activity	Monday	Tuesday	Wednesday	Thursday	Friday	Saturday	Sunday
Character	Book: Buddy to the Rescue - a dog who teaches kids to be alert							
Order	Matching dinosaurs on left and right.							
Spatial	Organizing dog card printables.							
Language	Each printable pack has flashcards with sight words. Find words in books and secure w/tack.							
Math	Work on recognizing shapes - use printables or toys in basic shapes.							
Movement	Carson Dellosa dice filled with printables from letter D pack. Dinosaur kit for movement.							
Music	Use a drum toy or create a drum from a cardboard box or bucket.							
Reading	Dinosaurs, Buddy books, Going to the Doctor, Does a Hippo go to the Doctor.							
Senses	Use daisies or a similar flower for a fun scented sensory activity.							
Small Objects	Take plastic play money and stack in coin wrappers. Play with dice.							
Writing	Tracing Cards in printable pack.							
Toileting	Toileting (hygiene & cleanliness) is a daily activity and should be practiced at every opportunity.							

Letter D Planning Guide and Resources



Character: Buddy to The Rescue

Amazon Link: <http://amzn.to/29oK1sk>

Teach kids to be alert. In this easy-to-read story, Jack and Anna's family goes to a carnival. When Buddy barks at a hot dog vendor, they think he's just hungry. But it turns out that he's spotted a fire! After some excitement, firefighters put out the fire. To honor the canine hero, Buddy finally gets his hot dog.



Math: Melissa & Doug Wooden Shape Sorting Clock

Amazon Link: <http://amzn.to/2aQr2DZ>

- 12 shaped number pieces to count, sort and place
- Movable hour and minute hand
- Sturdy wooden construction
- 9" diameter x 2.75"
- Ages 3+



Order: Letter "D" Printables

Organize dog" cards from "D" printable pack Happy and Blessed Home on TeachersPayTeachers.com Link:

[Letter D Printables](#)

Puzzles and cutting practice. Plus, align and count activities.

Spatial: Letter "D" Printables

Puzzles and cutting practice. Plus, align and count activities.

Language: Letter "D" Printables

Each printable pack has flashcards with sight words. Find words in books and secure with blue tack.



Movement: Beginning Language Roll and Learn Pocket Cubes

Amazon Link: <http://amzn.to/2a50Jcc>

- 2 durable 4" pocket cubes
- 4 two-sided learning cards
- Resource guide
- Picture and word matching, alphabetical order and initial sounds
- Compound words and long and short vowels



Oh! ZipBin 160 Dinosaur Collector Toy Box & Playset w/ 2 Dinosaurs

Amazon Link: <http://amzn.to/29oVc20>

Un-zip this box to reveal a dinosaur landscape. Perfect for movement and hours of imaginary play!

Letter D Planning Guide and Resources



Music: Toy Drum

Amazon Link: <http://amzn.to/29lIS42>


- Medium-sized drum with two sturdy drumsticks
- Hangs securely from a bright green strap
- Made of plastic and composite wooden materials
- No assembly required



Small Objects: Play Money Coin set

Amazon Link: <http://amzn.to/2arMfVA>

Take plastic play money and stack in coin wrappers. You can also use real money. Parental supervision required for all small object play and learning. Another option is to play with dice.



Reading: Recommended

Books:

Dinosaurs!

Amazon Link: <http://amzn.to/2bfJXNr>

Buddy to the Rescue

Amazon Link: <http://amzn.to/2aScWS9>

Froggy Goes to the Doctor

Amazon Link: <http://amzn.to/2bfJwTp>

Does a Hippo go to the Doctor?

Amazon Link: <http://amzn.to/2b3namr>

drill	
drink	
dolphin	
dragon	
dinosaur	

Writing: "D" Printables

Happy and Blessed Home on TeachersPayTeachers.com Link: <http://www.teacherspayteachers.com/Store/HappyandBlessedHome>

Alphabet Printables - Use letter D tracing pages, Do-A-Dot, and coloring sheets.



Senses: Daisies

Smell and touch daisies to create a sensory activity. Always test for allergies before starting a new sensory activity.



Writing: Leap Frog Writing Tablet

Amazon Link: <http://amzn.to/298l2ee>

- Trace the lights to learn how to write!
- New writing accuracy feedback and easy-grip stylus
- Now teaches A-Z and 1-10, Ages 3+ years