

I♥spring



The True Meaning of Easter

coloring & activity book

God's love blooms
just like spring.

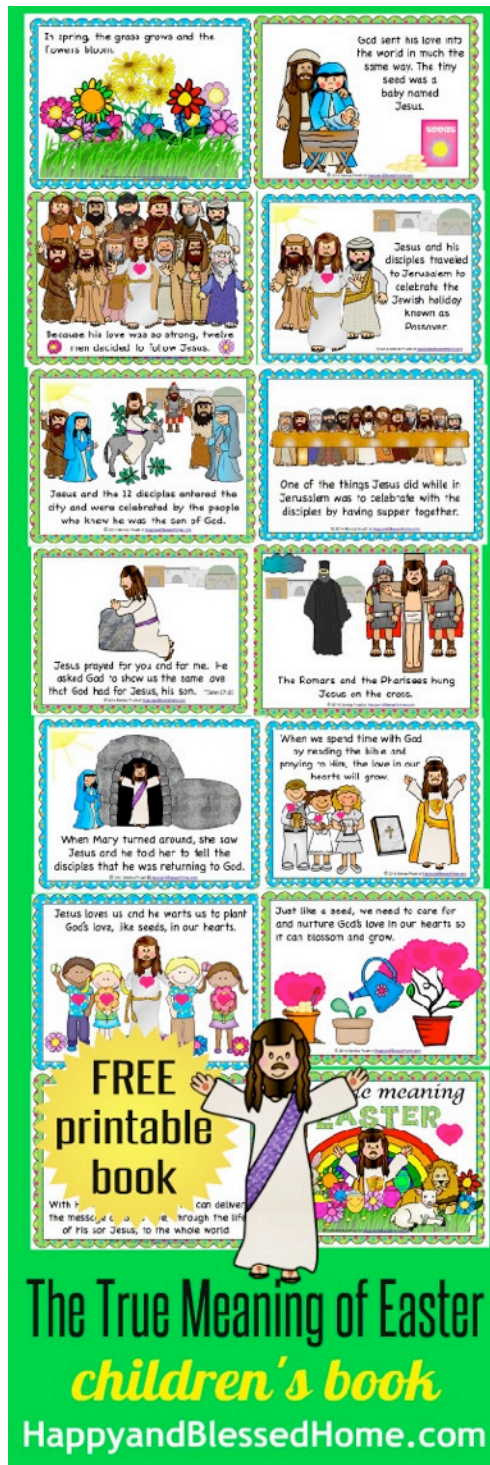
by: Monica Pruett
HappyandBlessedHome.com

About the creator: Monica is a blogger at HappyandBlessedHome.com. Her passion is to be an **encouragement to moms** and she publishes **free printables** and **crafts for preschoolers**, **devotionals for moms**, and ideas for having **fun together as a family**. This printable pack includes affiliate links. Your support through use of these links, helps keep printables, like the book that goes with this pack, free.

If you enjoy these activities, you should visit HappyandBlessedHome.com. There you'll find:

- * **free games and crafts for preschoolers,**
- * **free printables for teaching preschoolers,**
- * **encouraging posts for moms, and**
- * **great ideas for ways to have fun together as a family**

By Downloading this file you agree to the following Terms of Use: This electronic file was created by Monica Pruettt of HappyandBlessedHome.com. This printable package is intended for private/personal use only. It is not intended for commercial use and should not be hosted on another blog or website other than HappyandBlessedHome.com. If you like printable pack, you can link to the blog page where this was posted but do not link directly to this pdf file (where you are at now). Thank you! Copyright © 2014 Monica Pruettt of Happy and Blessed Home. All rights reserved. Copyright for graphics retained by designers - see insert.



This Easter Activity Book and Printable Pack was created to go with the FREE printable book “The True Meaning of Easter”. This book is 38 pages of bright colorful graphics and a family-friendly version of the Easter story.


You can download your copy of the FREE printable book, “The True Meaning of Easter” by visiting <http://www.HappyandBlessedHome.com>. Sign up to become a subscriber for your free copy of the printable book.

Link to post about the book:

<http://www.happyandblessedhome.com/2014/03/free-easter-book-for-children.html>

Enriching Easter books, gifts and activities for the whole family!


Click the blue affiliate link to learn more.



[The Story of the Resurrection Eggs - Benjamin's Box](#)

What are the treasures in Benjamin's Box? Come along with Benjamin and see. Like all boys and girls, Benjamin is very, very curious. When Jesus comes to Jerusalem, Benjamin decides to follow him and find out who he really is. At first, Benjamin thinks Jesus is a teacher, then a king. At last, he learns the good news---news that every child (and grown-up) in conjunction with Resurrection Eggs from Family Life.

[Resurrection Eggs by Family Life](#) - Help children understand Easter in a fresh, new way with Resurrection Eggs! Spanish/English bi-lingual version now available. Twelve colorful eggs, meaningful objects, and a devotional booklet bring the story of the death and resurrection of Christ to life--a great way to tell children "Jesus is alive!"




[Lily's Easter Party: The Story of the Resurrection Eggs Hardcover](#)

This Easter, Lily's mom and dad plan an egg hunt that goes beyond chocolate bunnies, and you can, too! Based on the bestselling teaching tool from FamilyLife, this special neighborhood egg hunt leads Lily, her friends, and young readers on a search for the greatest prize of all: the miraculous story of Jesus' death and resurrection, as discovered through symbols presented in the twelve eggs from the Resurrection Eggs. An explanation of each egg and accompanying scripture reference is included.

[He Is Risen!, Christian Easter Gift Basket](#)

This christian Easter basket celebrates the rise of our lord and satisfies the sweet tooth at the same time.

Features two large ceramic coffee mugs with raised cross and Matthew 28:6 verse. Loaded with enough unique, decadent chocolates and gourmet munchies to satisfy any sweet tooth.



[Religious Easter Gift Eight \(8\) Piece Resin Figurine Resurrection of Jesus Christ Home School Chapel Statue Set Decoration](#)

Made of Resin

Figures 3 - 4" height, Tomb: 12 x 5 1/4" height

Includes story card

Enriching Easter books, gifts and activities for the whole family!

Click the blue affiliate link to learn more.

SOLD IN SETS OF 12



Easter Activity Set [Children 3-6]

Set of 3 Activity Books are 8 pages each and is 4-1/4" x 5-1/2". For ages 3 - 6.
Cross-shaped bubble necklace has 15" cord Bottle holds 0.5 ounces.
Bible Picture Story Cards: 4 cards on a ring measure 3-1/2" x 2-3/8".

Carson Dellosa Christian He Is Risen! Bulletin Board Set (210017)

5 die-cut Easter images, largest approx. 19.25" x 12"
includes: 10 Scripture cards, "He Is Risen!" banner, and Activity Guide



Holy Week Colour-in Calendars (Pack of 3)

Learn about the events surrounding the resurrection of Christ with this color in Holy Week Calendar.
Assemble the pre-printed pieces then open a section each day during Holy Week to reveal the relevant Bible verse. Size 13 inches x 6.3 inches.

VeggieTales: A Very Veggie Easter Collection (2012)

The perfect gift for Easter, the Very Veggie Easter Collection contains our popular Easter DVDs "Twas the Night Before Easter" and "An Easter Carol." Also, this set includes 2 of our most popular CDs - "A Very Veggie Easter" and "Hosanna!"



Veggie Tales: An Easter Carol

Cavis and Millward (Bob & Larry) and Hope the Music Box Angel voiced by Grammy Award winning artist Rebecca St. James must convince Nezzzer that Easter is about much more than candy and eggs. Inspired by Dickens' Christmas classic, this very special film explains why millions of Christians around the world celebrate Easter past, present and future.

Enriching Easter books, gifts and activities for the whole family!

Click the blue affiliate link to learn more about these Day Spring products.



[Alleluia! - Easter Wooden Pop-Out Puzzle](#)

Children of all ages will be excited when the Resurrection scene, as told in Matthew 28, springs to life in 3-D! Each of these fourteen wooden pop-out puzzle pieces click into platforms, to recreate the Easter story on the play board landscape! It's a delightful way for young children to learn the true meaning of Easter and to know the powerful truth - Jesus is alive! Product Details: puzzle size: 16" x 12", sturdy wooden construction, recommended ages: 3+

[Easter 12 Day Countdown](#) - My family and I have this wonderful miniature cabinet for counting down Thanksgiving, Christmas, and Easter. There are 12 Drawers with tiny tiles for each drawer to count down for each significant holiday. The tiny size captures the attention of young children and they love seeing the meaningful mosaic that comes to life with each holiday. Great for families and makes a wonderful gift. Full-scale size: 8" x 8" square; 2" deep, 12 drawers: 1 3/4" square, Material: heavy paper stock, 36 picture tiles; 12 for each holiday, Guide booklet, Back pocket for holding guide booklet




[Easter Recordable Storybook](#)

My family and I have a few of these recordable storybooks and my preschoolers LOVE hearing the voice of a grandparent even if he or she lives far away. Little children are mesmerized by the magic in a recorded story book. This Easter Recordable Storybook from DaySpring features exclusive voice-capture technology that enables a person to record each page and have it played back over and over as the recipient turns the pages. The recording will not be lost, even when the batteries need to be replaced!

[Assortment of Cards perfect for Spring](#)


In addition to beautiful Easter cards, Day Spring offers assortments - such as this one, that will ensure you have the right card on hand perfect for any occasion. Includes: Package of 10 cards and envelopes, Card features include bronzing, foil accents, die-cut, spot UV, embossing and full color inside, Printed on premium paper, 4 Easter cards (2 for child), 3 Graduation cards, 1 Mother's Day card, 1 Father's Day card, and 1 Birthday (Daughter)






For flowers to bloom, they need water,
sunshine, and loving care.

In what way are the boy and girls caring for the seeds?



Flowers start as tiny seeds, but with love and nurturing, they blossom into beautiful flowers.






God sent his love
into the world like a
tiny seed in the
form of a baby. The
baby's name was
Jesus.

Jesus was just
like me and you.
He needed
sunshine, water,
and loving
care to
grow from a tiny
baby into
a boy, and then
into a young man.



Jesus represented God's love for us.
He healed the sick.
He fed the hungry.







Who were the twelve disciples? Andrew and James were fishermen, and Bartholomew was a missionary from Armenia.



Another James was from Galilee, John was also a fisherman, and Judas was from Kerioth.



Some disciples have the same name but are different people. Jude was the brother of James and lived in Galilee. Another Judas was a tax collector. Simon Peter was a fisherman.




Philip came from Bethsaida. Simon, was called the Canaanite and lived in Galilee. Thomas lived in Galilee.




Jesus rode into Jerusalem on a donkey. The donkey was a symbol of peace. The laying of palm branches represented the people's belief that Jesus was the son of God and would be their king.




One of the things Jesus did while in Jerusalem was to celebrate with the disciples by having supper together.




Jesus prayed for you and for me. He asked
God to show us the same love that God had
for Jesus, his son. ~John 17:23




Jesus was treated badly. He was punished because the Pharisees did not believe he was the son of God. He had to carry a cross.




The Romans and the Pharisees hung
Jesus on the cross.




Jesus died. He was buried in a tomb. His disciples and the people who followed and loved him were very sad.



Mary stood at the tomb crying and when she looked inside she saw two angels – right where Jesus had been.




When Mary turned around, she saw Jesus and he told her to tell the disciples that he was returning to God.



Jesus appeared to his disciples and said
"Peace be with you." He said, "As the father
is sending me, I am sending you."





Jesus appeared to over 500 people and did many other miraculous signs in the presence of his disciples proving he was the son of God.



The true meaning of Easter is that God loves us so much that he sent his son Jesus to live in our hearts.

Just like a seed, we need to care for and nurture God's love in our hearts so it can blossom and grow.





With His love in our hearts, we can deliver the message of God's love, through the life of his son Jesus, to the whole world. Happy Easter!

Some of the graphics used in this activity and coloring book were purchased. Even purchased clipart copyright still belongs to the creators.

Special **Thanks** to these talented graphic designers:

Graphics: @Charlotte Braddock 2013

<http://www.teacherspayteachers.com/Store/Charlottes-Clips-4150>

Graphics From the Pond: <http://frompond.blogspot.com>


Graphics by Dandy Doodles at: <http://>




www.teacherspayteachers.com/Store/Dandy-Doodles

2 Super Teachers at <http://www.teacherspayteachers.com/Store/2-Super-Teachers>



EduClips at www.loveeducasong.blogspot.com




A sequence of five illustrations showing the process of growing a flower. From left to right: 1. A pink box labeled 'seeds' with a yellow flower icon and a pile of yellow seeds. 2. A brown pot with a green seedling, and a red watering can pouring water. 3. A bright yellow sun with a smiling face. 4. A girl with orange hair watering a potted plant. 5. A girl with brown hair holding a large pink flower.











These “Easter-egg stuffers” are meant to be cut and inserted into plastic Easter eggs. The characters and scenes are taken directly from the free children’s book “[The True Meaning of Easter](#).” Use the Easter egg stuffers as repetition for the story. Host an Easter-egg hunt and as your child opens the Easter eggs ask them about the characters they find and how each fits into the story. What lesson from the story does each character or scene represent? How does the character or scene represent God's love for us?



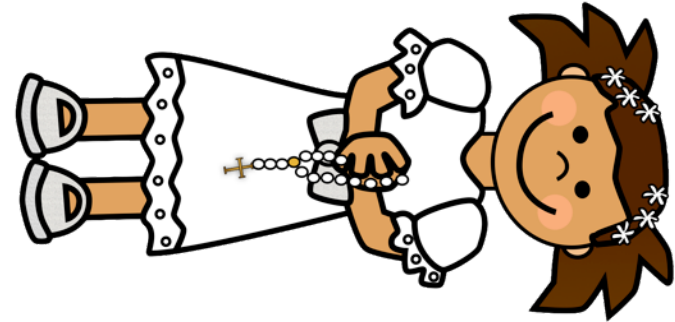









These “Easter-egg stuffers” are meant to be cut and inserted into plastic Easter eggs. The characters and scenes are taken directly from the free children’s book “[The True Meaning of Easter](#).” Use the Easter egg stuffers as repetition for the story. Host an Easter-egg hunt and as your child opens the Easter eggs ask them about the characters they find and how each fits into the story. What lesson from the story does each character or scene represent? How does the character or scene represent God's love for us?



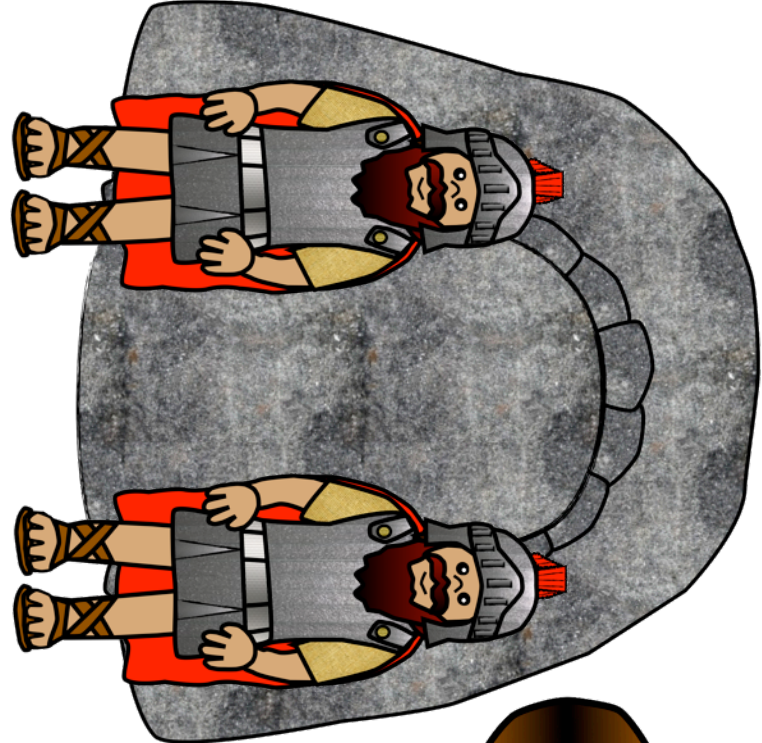










Copyright for graphics retained by designers - see insert.







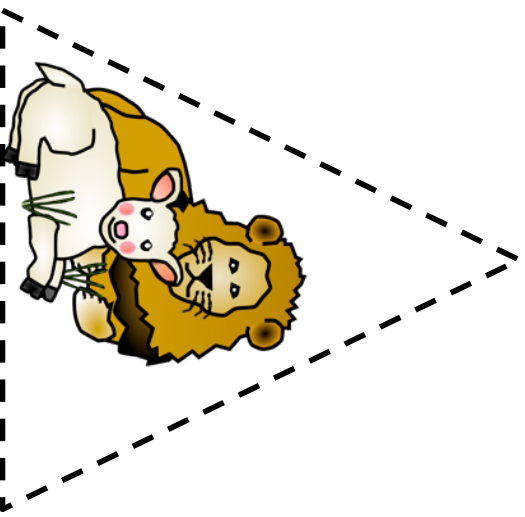



EASTER



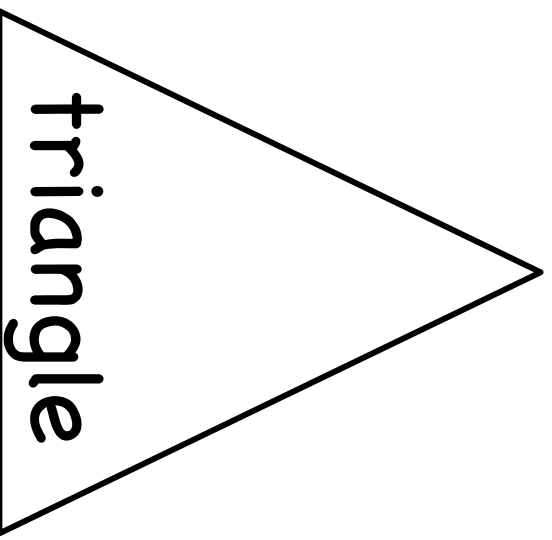

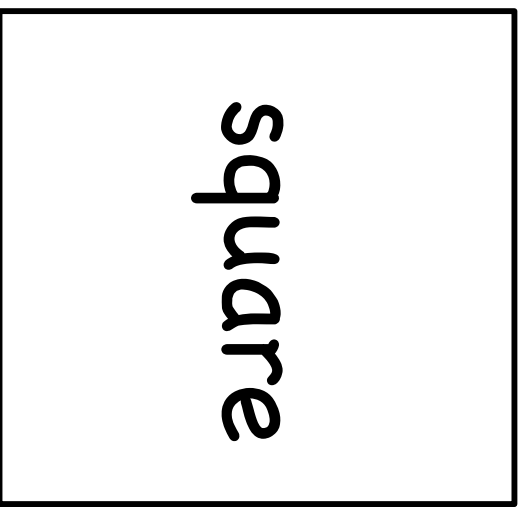
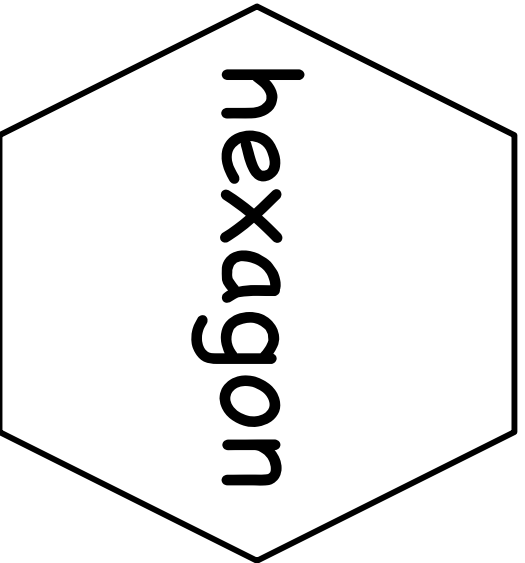
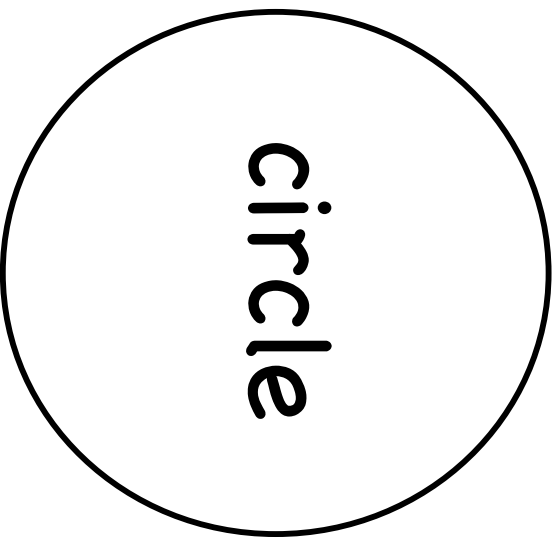

Cutting Practice

Grown-up: help child cut
out along dotted line.
Discuss shapes.




Cutting Practice

Point out qualities of various shapes. Cut out and align.







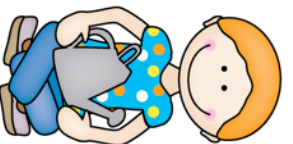
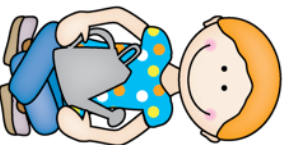
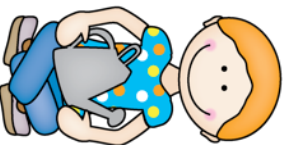
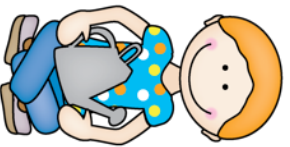




Love the World Lace-up Card

Print, laminate and cut out the picture. Use a hole punch to punch holes into circles near the edge of the picture. The card can be used to practice lacing with a shoestring or piece of yarn.




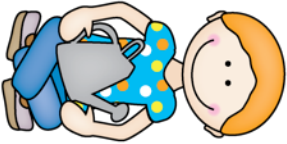



Cutting Practice

Parent: Cut at dark lines.
Have child cut along dotted lines.

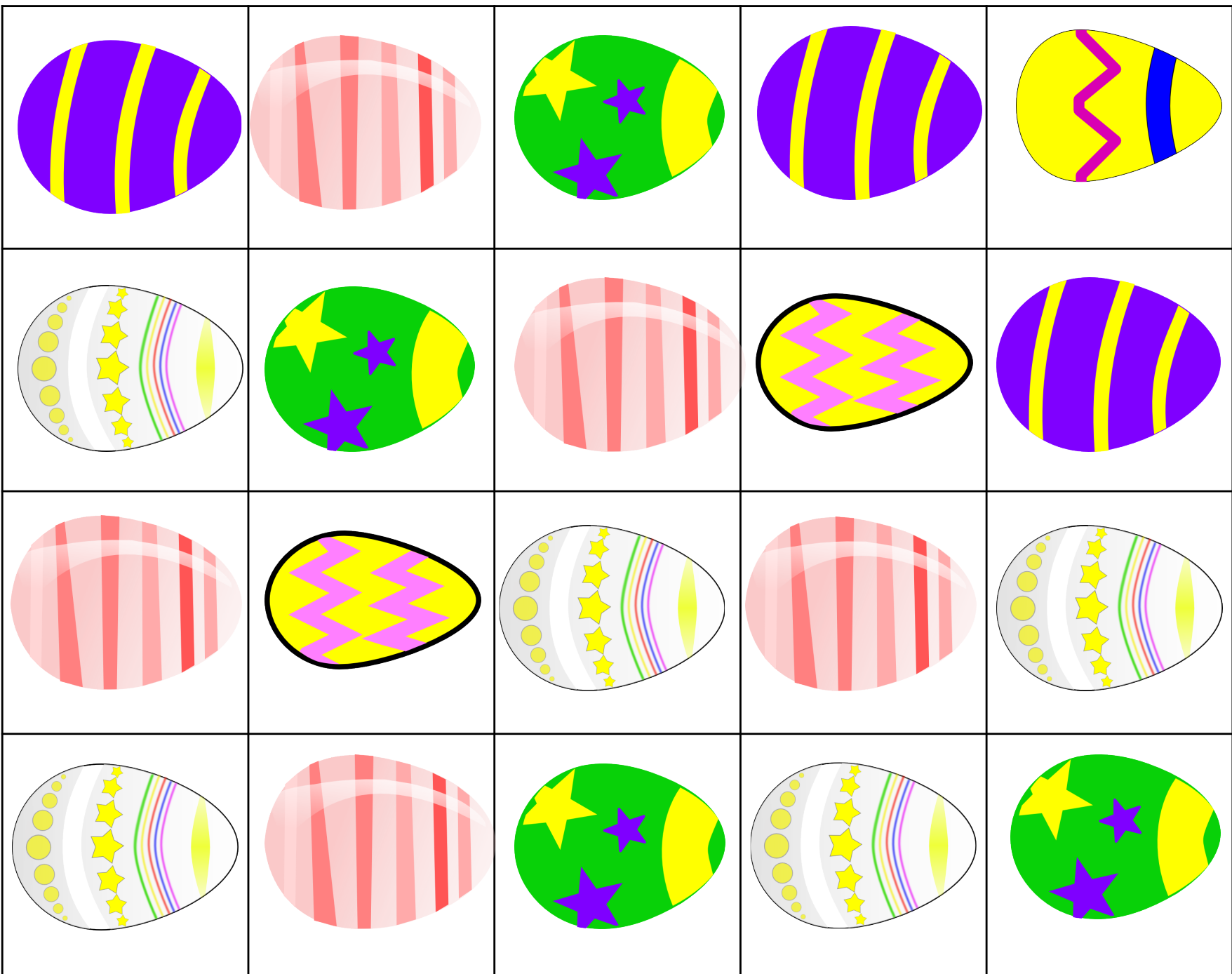


Align & Count

				
3	3	3	3	3
2	2	2	2	2
1	1	1	1	1

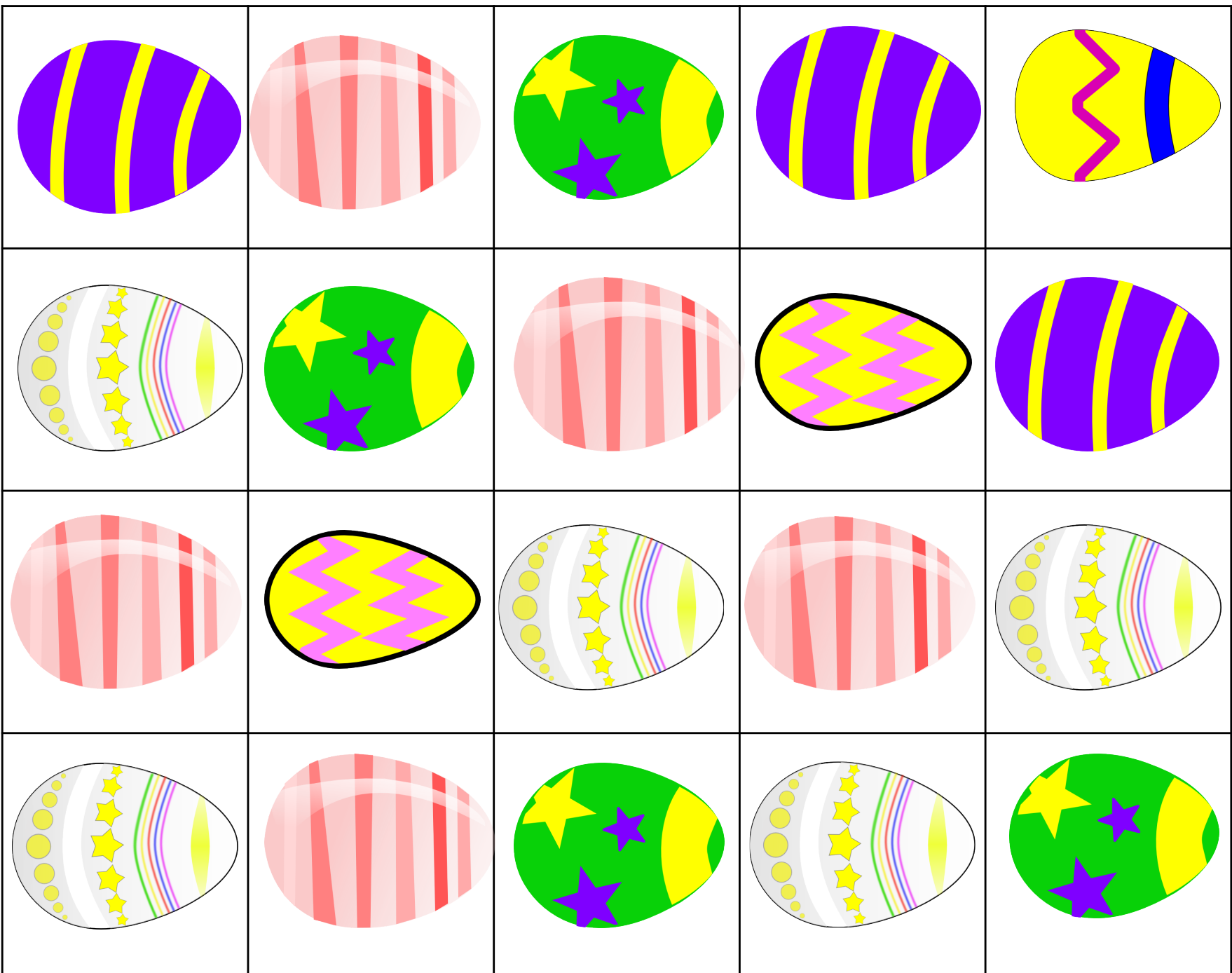
Counting Eggs

These eggs can make a matching or memory game. or be used for counting.



Counting Eggs

These eggs can make a matching or memory game. or be used for counting.



Counting Eggs

Print eggs on one side and
either tracing or printed
numbers on the other side.

1	2	3	4
5	6	7	8
9	10	11	12
13	14	15	16
17	18	19	20

Counting Eggs

Print eggs on one side and
either tracing or printed
numbers on the other side.

21	22	23	24
25	26	27	28
29	30	31	32
33	34	35	36
37	38	39	40

Tracing Numbers

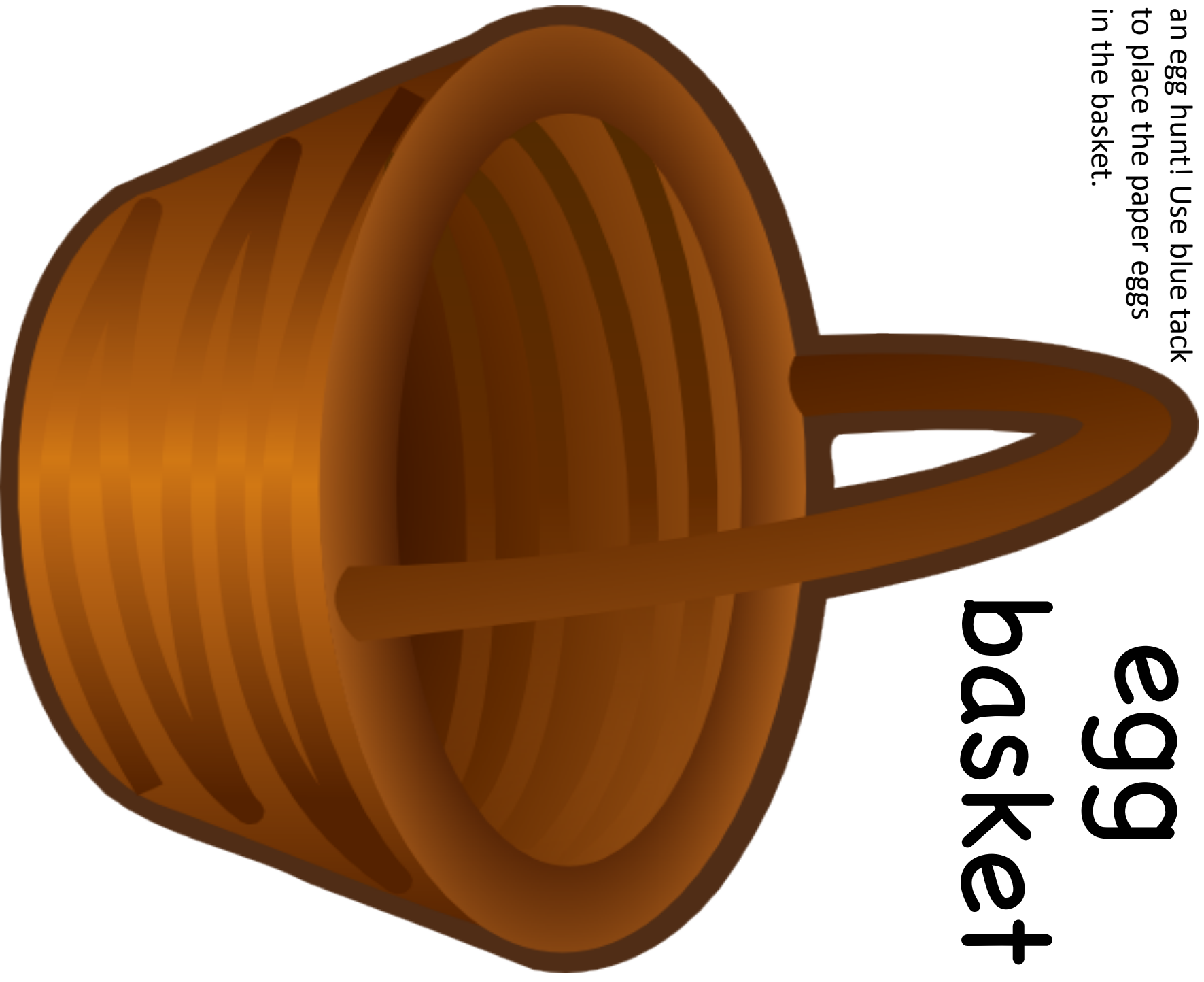
1	2	3	4
5	6	7	8
9	10	11	12
13	14	15	16
17	18	19	20

Tracing Numbers

3 7	3 3	2 9	2 5	2 1
3 8	3 4	3 0	2 6	2 2
3 9	3 5	3 1	2 7	2 3
4 0	3 6	3 2	2 8	2 4

Hide the eggs and do
an egg hunt! Use blue tack
to place the paper eggs
in the basket.


egg basket





Do-a-Dot Coloring/Painting Pages

This is a great activity to complete with [do-a-dot paints](#). You can also provide your child with stickers, pom-poms or some other small object to fill in the white circles.














Simply trim and fold to create your very own Easter cards. Use stickers, glitter glue, paint and crayons to decorate. You can also have your child paint their hand and make a handprint. Makes a lovely card for grandparents, family and friends.

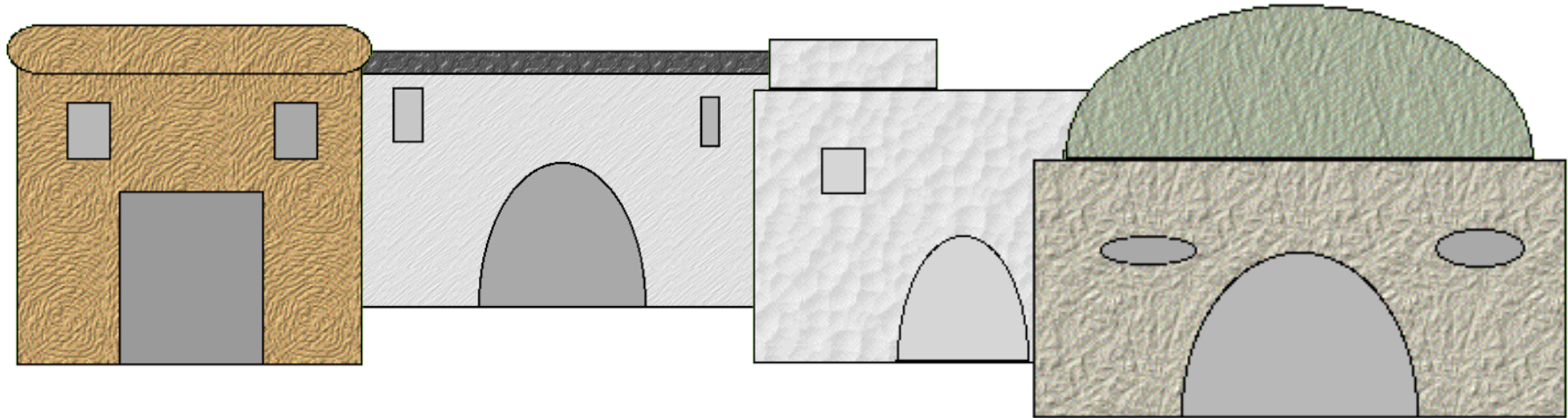


Simply trim and fold to create your very own Easter cards. Use stickers, glitter glue, paint and crayons to decorate. You can also have your child paint their hand and make a handprint. Makes a lovely card for grandparents, family and friends.



Simply trim and fold to create your very own Easter cards. Use stickers, glitter glue, paint and crayons to decorate. You can also have your child paint their hand and make a handprint. Makes a lovely card for grandparents, family and friends.





This scene of Jerusalem can be cut out and pasted to the back of a shoe box to create a “theatre” for the popsicle stick puppets included in this printable pack. Simply print, cut and glue characters to popsicle sticks and you’ll have your own mini-puppet theatre.

Some of the graphics used in this activity and coloring book were purchased. Even purchased clipart copyright still belongs to the creators.

Special **Thanks** to these talented graphic designers:

Graphics: @Charlotte Braddock 2013

<http://www.teacherspayteachers.com/Store/Charlottes-Clips-4150>

Graphics From the Pond: <http://frompond.blogspot.com>

Graphics by Dandy Doodles at: <http://>

www.teacherspayteachers.com/Store/Dandy-Doodles

2 Super Teachers at <http://www.teacherspayteachers.com/Store/2-Super-Teachers>

EduClips at www.loveeducasong.blogspot.com