

Gone Fishing Kid's Activity Pack

Thank you for joining us at HappyandBlessedHome.com



Visit HappyandBlessedHome.com for **free recipes, printables and crafts for preschoolers, encouragement for moms, as well as great ideas for ways to have fun together as a family.**

10 Activities for Kids + FISH Decorations (15 pages):

3 Coloring Pages


1 Match the FISH Pattern Page

4 Puzzles

Cutting Practice

Align and Count

FISH Decorations



[Jumping Beans](#)



[Family Faces](#)




[Sesame Street Party](#)

Follow this link to: [Subscribe to HappyandBlessedHome.com](#) and receive free activities for young children and fabulous ideas for family fun every week! Follow text links to these fun posts.

[Letter A](#)

[Letter B](#)

[Letter C](#)



[Letter D](#)



[FREE Montessori Planning Charts](#)



[Circle Time Printables](#)



About the creator: Monica is a blogger at HappyandBlessedHome.com. Her passion is to be an encouragement to moms and she publishes:

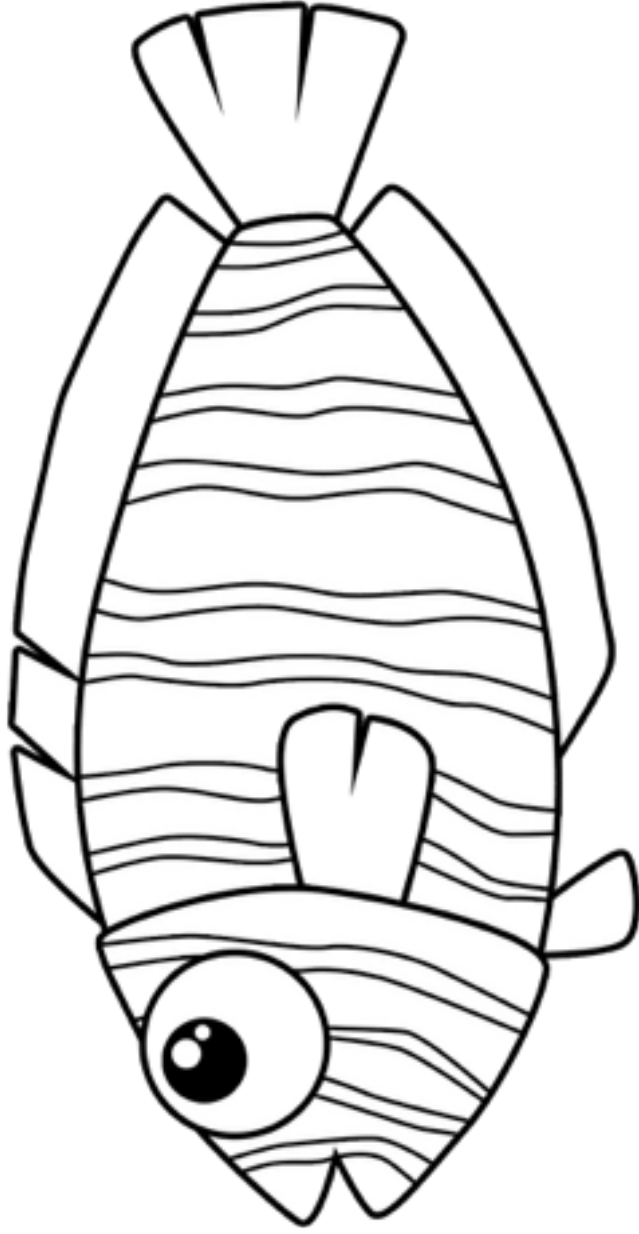
- * free games and crafts for preschoolers,
- * recipes, home care & party tips, and
- * great ideas for family fun!

By Downloading this package you agree to the following

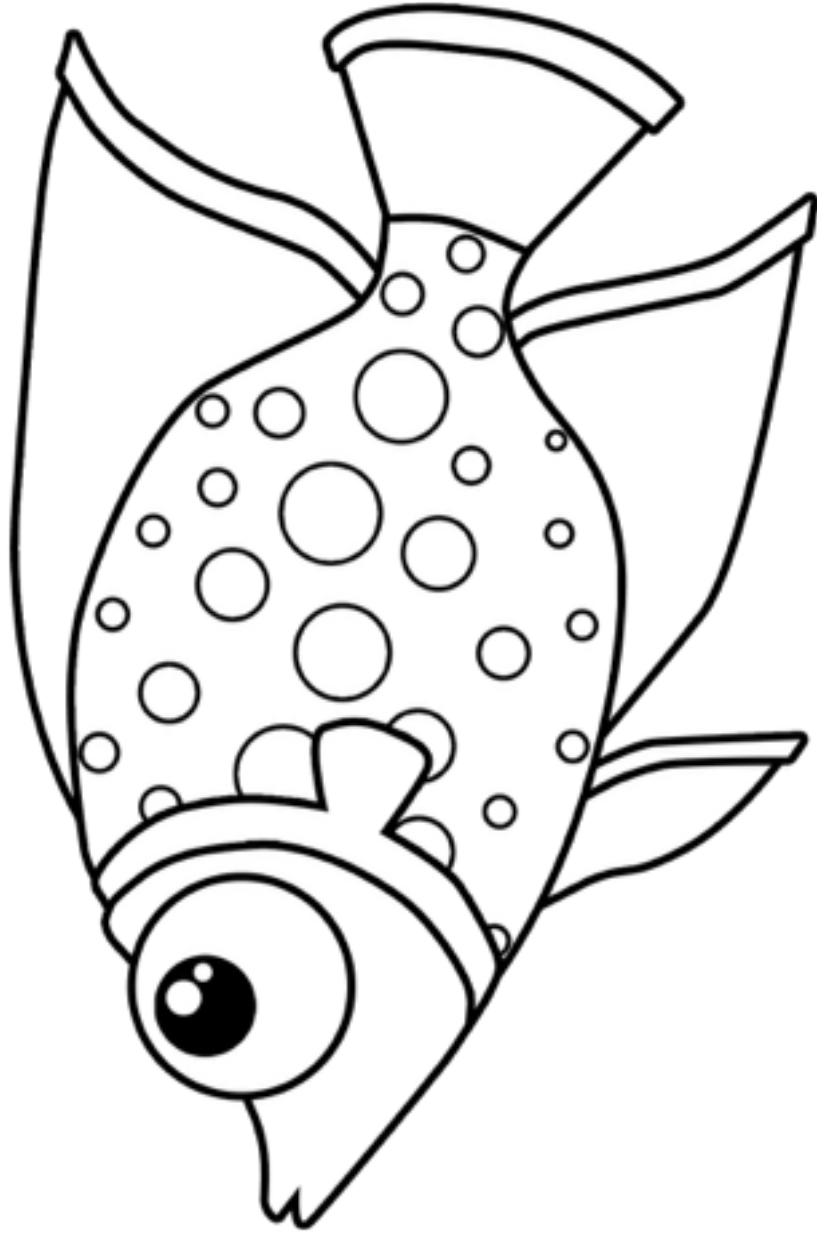
Terms of Use: This printable package was created by HappyandBlessedHome.com. This package is intended for private/personal use only. It is not intended for commercial use and should not be hosted on another blog or website other than HappyandBlessedHome.com. If you like this printable set, you can link to the blog page where this was posted but do not link directly to this pdf file (where you are at now). Thank you for your support! Copyright © 2016 Happy and Blessed Home. All rights reserved.

Special Thanks to these designers for purchased clipart. Clipart copyright belongs to the original designers.

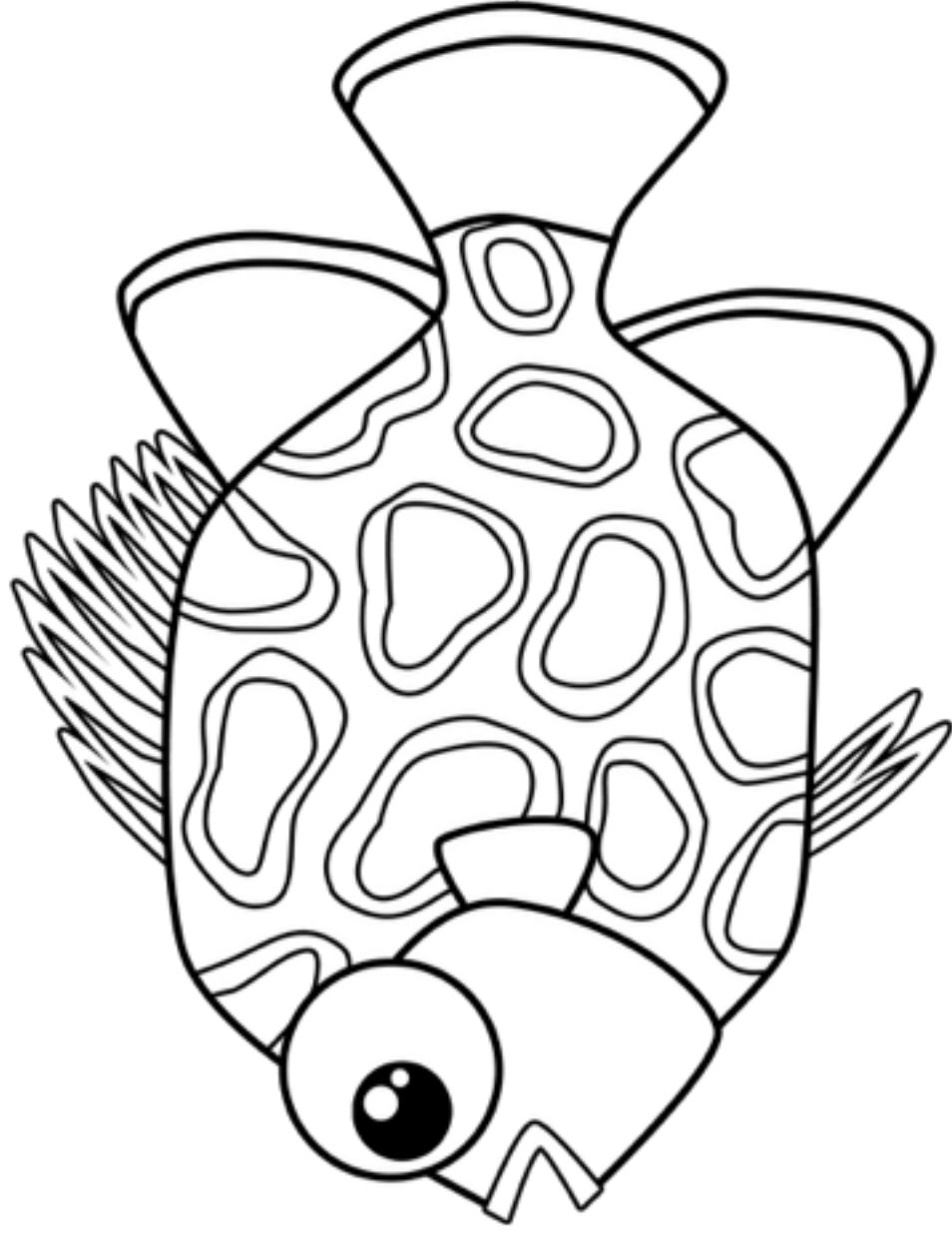




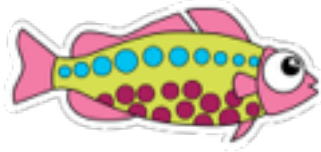
Striped fish




angel fish



blow fish



Draw a line to the matching fish shape.




Puzzle Crafts


Directions: Print, laminate and cut out puzzle pieces. To assist child, you may want to print an additional page as a guide.


Activities: Grown-ups can help the child assemble the puzzles.


Talk about the colors you see. Help your child piece together like colors, patterns and more.

Have fun creating these puzzles with your little-one(s).










Cutting Practice

Parent: Cut at dark lines.
Have child cut along dotted lines.



Align & Count

Add cut squares to count up to five for each style or color of fish.
Discuss what makes each the same and different.

1	1	1	1
2	2	2	2
3	3	3	3
4	4	4	4
5	5	5	5

