

Traffic Light

Thank you for joining us
at HappyandBlessedHome.com



Visit HappyandBlessedHome.com for **free printables** and **crafts** for preschoolers, encouragement for moms, as well as great ideas for ways to have fun together as a family.

Supplies to create Printables:

- [Scissors](#)
- [Blu-Tack Reusable Adhesive](#)
- [Paper Cutter](#)
- [Single Hole Punch](#)
- [White Card Stock](#)
- [EPSON Printer](#)
- [EPSON Ink](#)
- [Scotch Thermal Laminator 2 Roller System \(TL901\)](#)
- [Scotch\(TM\) Thermal Laminating Pouches, 8.9 Inches x 11.4 Inches, 50 Pouches \(TP3854-50\)](#)

This printable pack contains affiliate links for your convenience. By using these links you are supporting HappyandBlessedHome.com. Thank you for your support!

About the creator: Monica is a blogger at HappyandBlessedHome.com. Her passion is to be an **encouragement to moms** and she publishes **free printables** and **crafts for preschoolers**, **devotionals for moms**, and ideas for having **fun together as a family**.


If you enjoy these printables, you should visit HappyandBlessedHome.com. There you'll find:

- * **free games and crafts for preschoolers,**
- * **free printables for teaching preschoolers,**
- * **encouraging posts for moms, and**
- * **great ideas for ways to have fun together as a family**


By Downloading this package you agree to the following

Terms of Use: This printable package was created by HappyandBlessedHome.com. This package is intended for private/personal use only. It is not intended for commercial use and should not be hosted on another blog or website other than HappyandBlessedHome.com. If you like this printable set, you can link to the blog page where this was posted but do not link directly to this pdf file (where you are at now). Thank you for your support!


Copyright © 2013 Happy and Blessed Home. All rights reserved.




This is a traffic light. What colors do you see on this traffic light? Did you know that every color on the traffic light means something different? Let's review each of the colors of the traffic light and their meaning.



Red means STOP. A car approaching a red traffic light must STOP before reaching the intersection.



A steady yellow light means the traffic signal is changing from green to red. You must stop if it is safe to do so.



Green means go, but the driver must yield the right-of-way to pedestrians or other traffic at the intersection as required by law.

Traffic Light Game

Print, laminate and cut the cars (game pieces), traffic lights (game cards), and intersection (game board). You can play with one or more players. Each child gets an equal number of cars to play with. Shuffle and stack the traffic light cards face down and draw one card per play. Taking turns, each child starts at one end of the board and practices driving through the intersection by obeying traffic light signal. If car stops successfully, teacher can inform the child the light has turned green after five seconds.

