

Letter “G” Activities

Thank you for joining us in our alphabet study at
HappyandBlessedHome.com

Please feel free to download for personal use. This packet should not be copied nor posted on another website or blog. It should not be used for commercial purposes. If this packet is being used for personal use it is ok to copy. Otherwise, please do not copy without permission. If you want to share this resource, please link to the blog page where you read about these printables. Do not link directly to this PDF file (where you are at now). Thank you.

Visit HappyandBlessedHome.com for **free printables** and **crafts for preschoolers, encouragement for moms, as well as great ideas for ways to have fun together as a family.**

31 Activities for Preschoolers Includes (pages: 58):

11 Coloring Pages

Letter G for sensory tracing

2 Connect the goats and grapes

Letter Gg with gears

5 Tracing Pages

Goat Craft

Dress the Gingerbread Man

Grapes Lace-Up Card

Shapes Cutting and Matching

Cutting Practice

Align and Count

Counting and Organizing Gifts

20 flashcards with short words that start in “g”



Christmas Tree Game

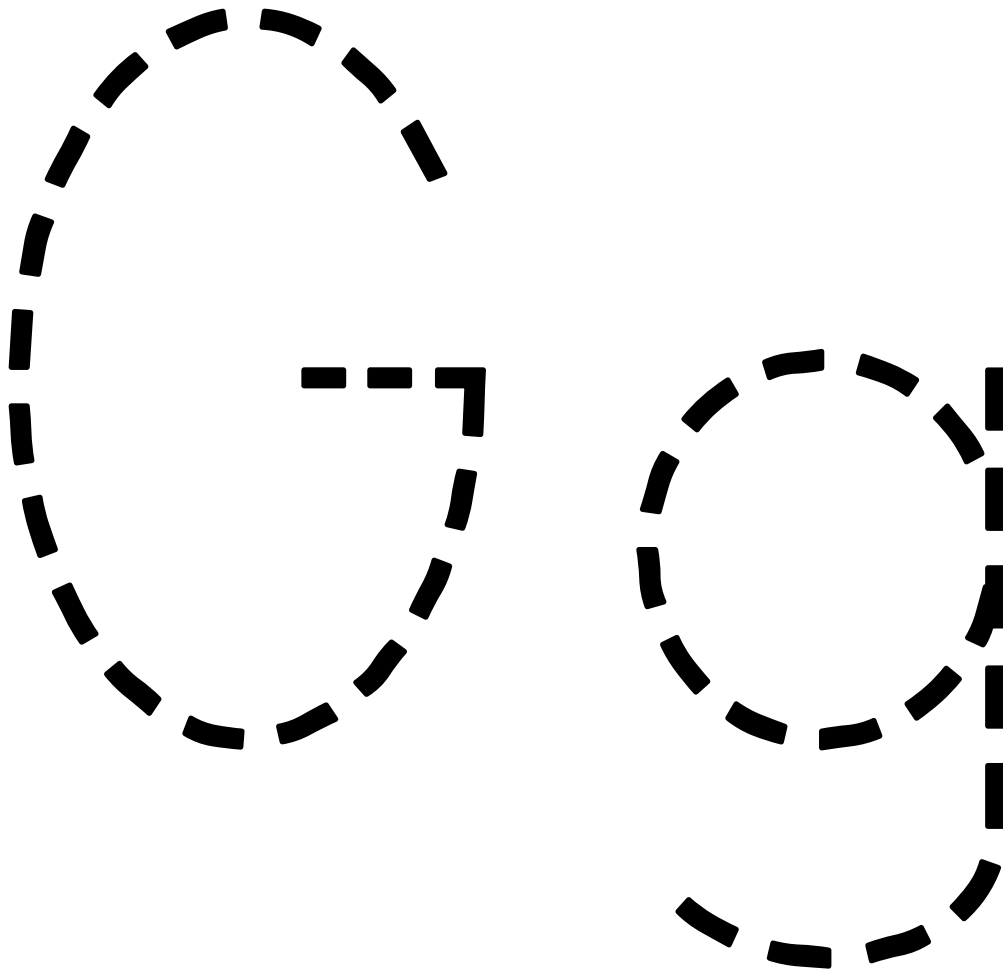
4 Do-a-dot Pages

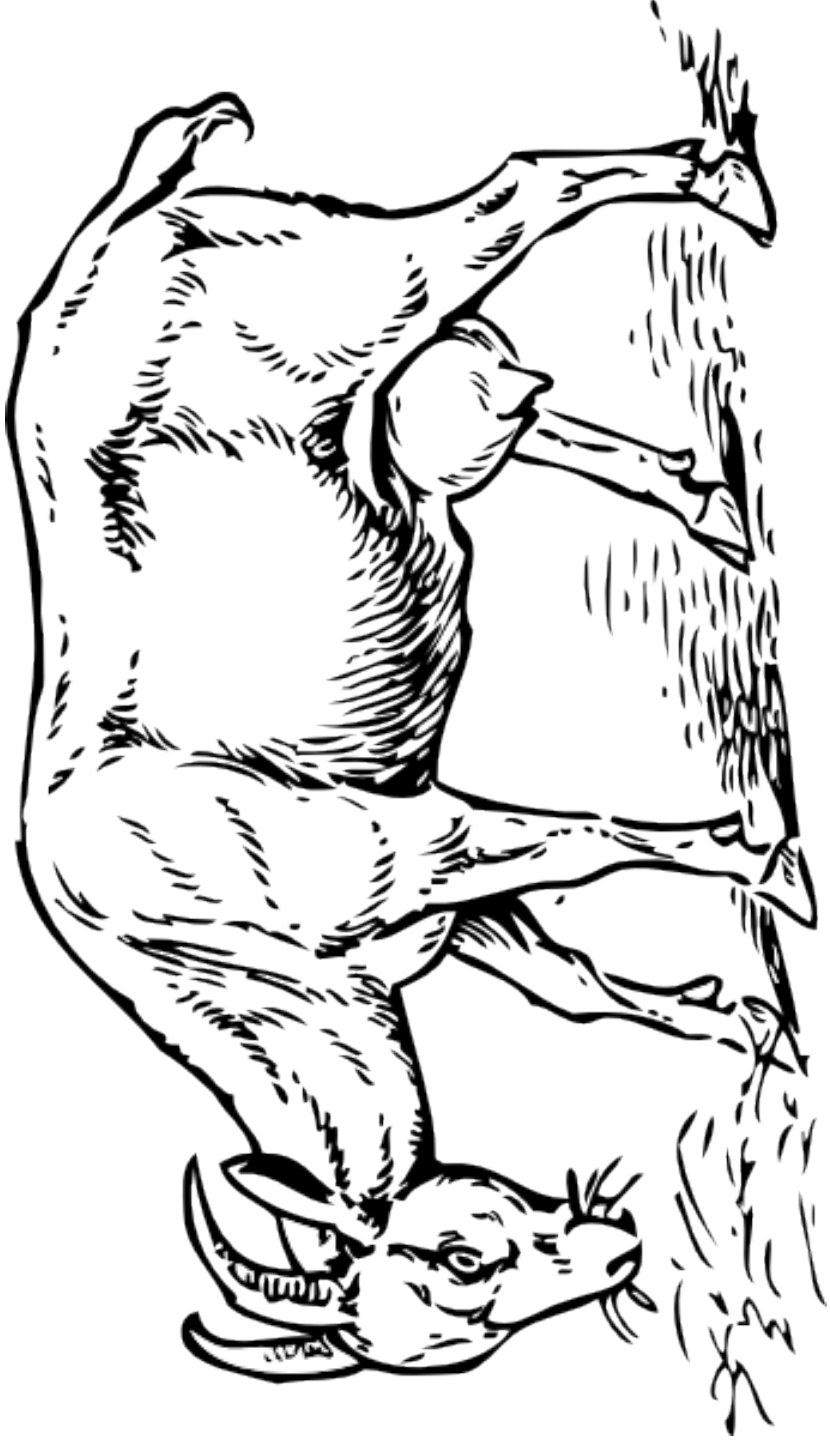
Flashcards with letter “G” sight words

Gg

This page can be traced with a finger or marker.
Place under sand or rice for an extra-sensory activity.









Goat



grapes




globe



gift



garden




giraffe

HappyandBlessedHome.com




girl




goose

HappyandBlessedHome.com



gourds

HappyandBlessedHome.com





gorilla

HappyandBlessedHome.com







Draw a line to the matching goat.





Draw a line to the matching grapes.



Letter “G” Flashcards

HappyandBlessedHome.com

These flash cards are designed to
be printed from front to back.

HappyandBlessedHome.com

gem

glue

goat

girl

glow





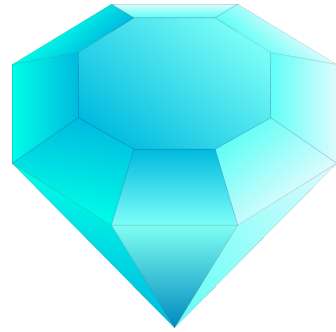
gear

gift

gum

grass

ghost



goose

gorilla

giraffe

grapes

gate







gloves

globe

glasses

giant

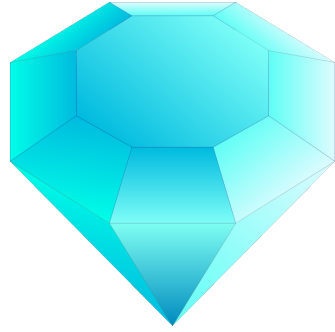
gold




Letter “G” Tracing Pages

HappyandBlessedHome.com

gem



goat



glow



gift




grass




glue




girl



gear



gum




ghost




goose



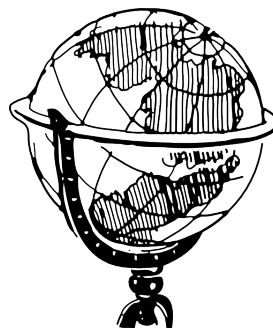
giraffe



gate



globe




giant



gorilla




grapes



gloves





glasses



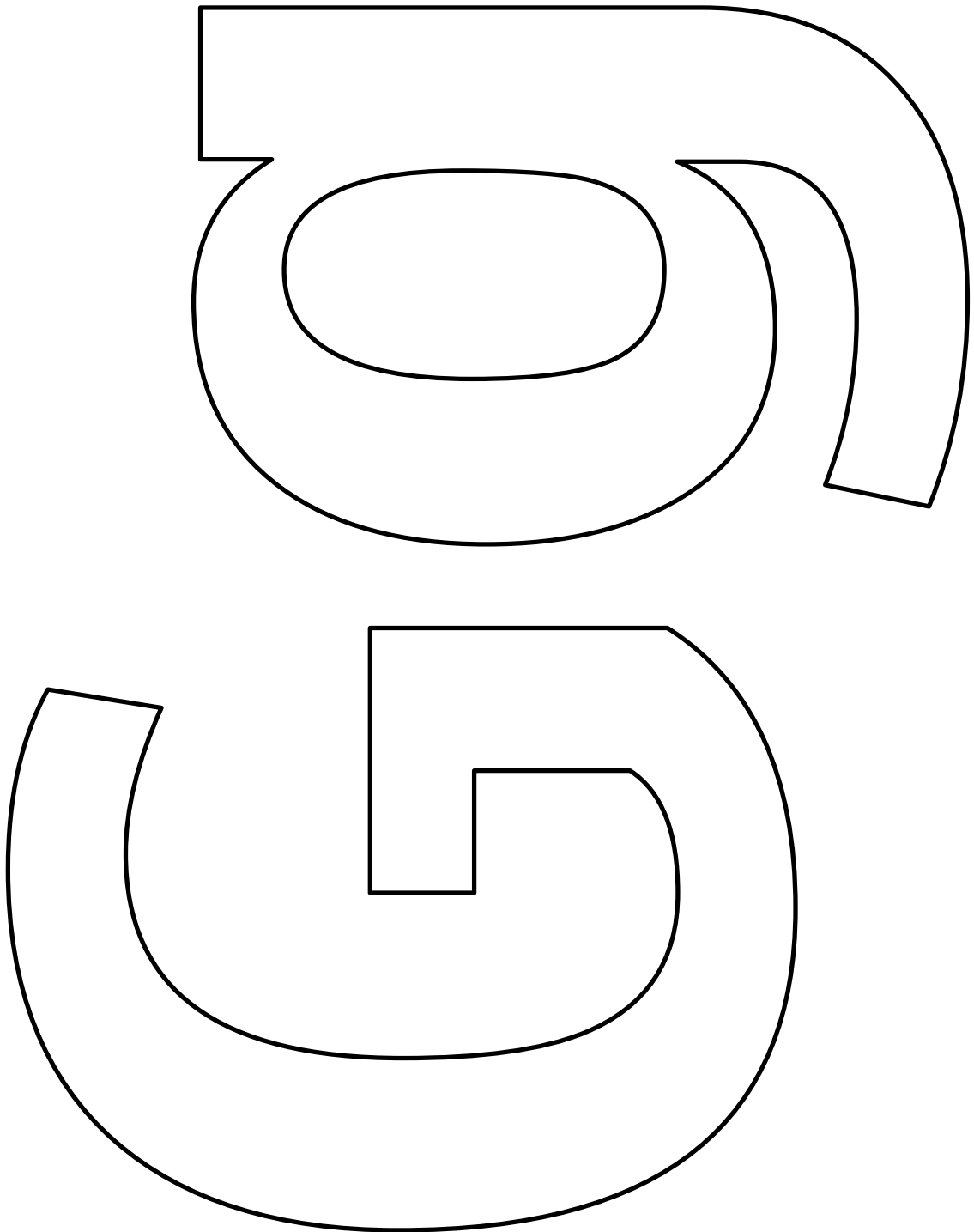
gold




Make a “Gg” using gears.



Make a “Gg” using gears.



Make a “Gg” using gears.



These cards are meant to be used with the Carson Dellosa dice.
[Beginning Language Roll and Learn Pocket Dice](#)



get

gulp

grab

gallop

Simply insert these cards into the clear pockets of the Carson Dellosa dice. These first 12 cards are all actions that start with the letter “g”. You can use stuffed animals for the child to act out these words. You may have to plan ahead, such as laying out some toys for the child to “grab” or using flash cards from previous lessons so the child can gallop like a dog or duck (or any other animal you name).

grip

gather

(wave)
good-
bye

grow

Review the words and consider how you will play out the game activities. You may need a small cup and some dry beans that your child can “gather”. If you have more than one child you can make certain activities into a race. Once you’ve determined how you’d like the child (or the stuffed animal via the child) to act out the various words, have the child roll the dice and have fun.

go

giggle

growl

give

In this section there are seven words to use with one dice. The game is intended to help the child learn about animals. Roll the dice and have your child act out as if they were the animal. You can use a stuffed animal as an actor as well. If you really want to go nuts, roll a verb and then roll an animal. Encourage the child to do the verb the way the animal would. Be creative and have fun! (pick 6 out of 7)

gator

goose

giraffe

goat

These cards are meant to be used with the Carson Dellosa dice.
[Beginning Language Roll and Learn Pocket Dice](#)



gold-
fish


grass-
hopper

gorilla

Goat Craft





Print the B/W goat pattern on white cardstock or print several copies on different colored pieces of construction paper. Cut apart each part of the goat per the prescribed shapes and see if your child can piece it back together like a puzzle. You can also number the pieces to help your child identify which piece comes next. You can use google eyes for the eyes, markers, paint, puffy paint, fur, cotton-balls, and/or glitter to decorate.






Goat

Dress the Gingerbread Man



Gingerbread Man



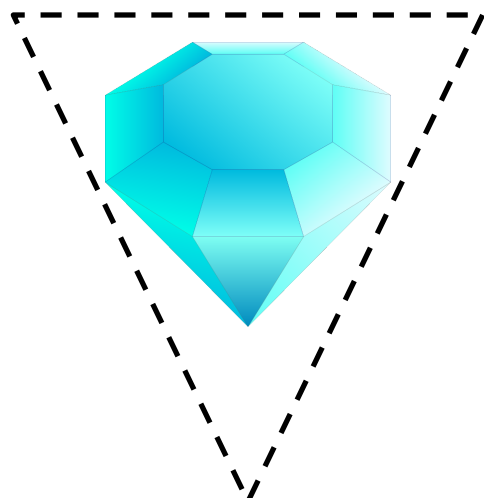



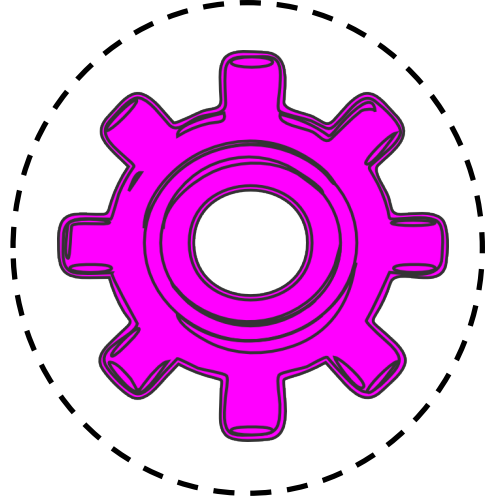
Grapes Lace-up

Print, laminate and cut out the grapes picture. Use hole punch to punch holes into circles near the edge of the picture. The card can be used to practice lacing with a shoestring or piece of yarn.



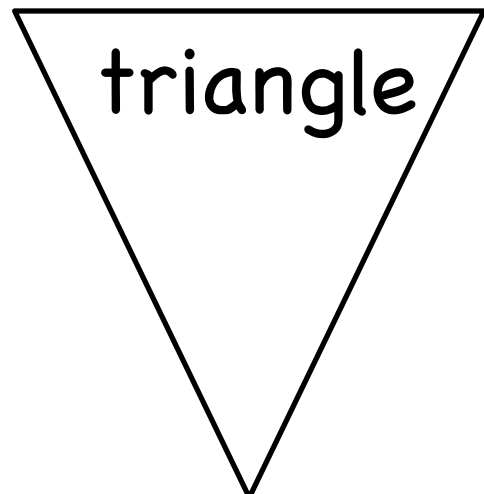
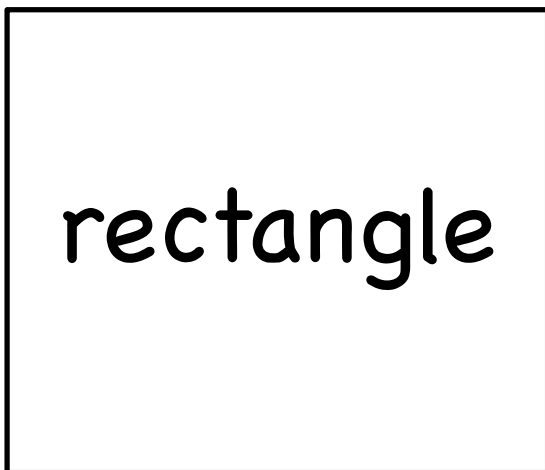
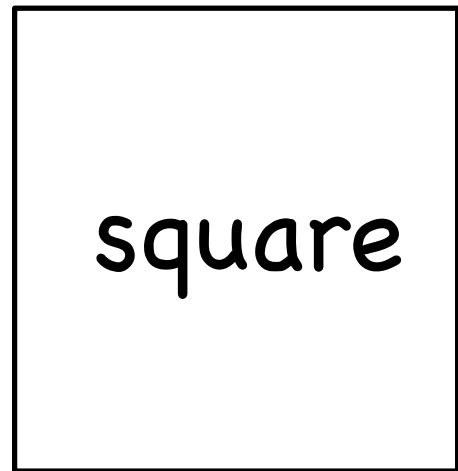
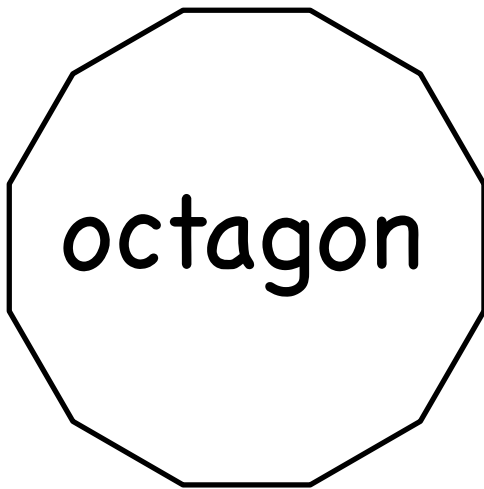
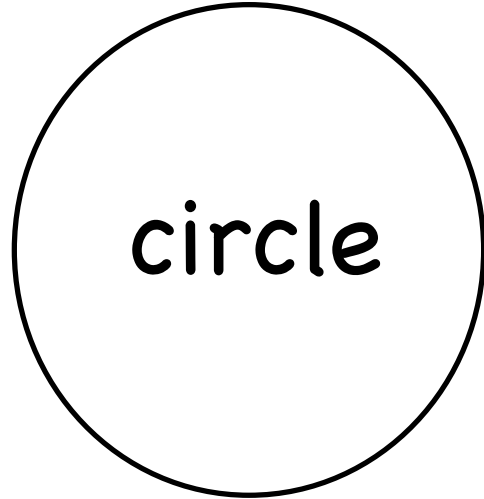

Cutting Practice

Grown-up: help child cut
out along dotted line.
Discuss shapes.




Matching Shapes

Point out qualities of various shapes. Align and paste shapes.








Cutting Practice

Parent: Cut into strips
at dark lines.
Child: Cut dotted line.



Align & Count

1	2	3	
1	2	3	
1	2	3	
1	2	3	
1	2	3	

Counting Gifts

These gifts can make a matching or memory game, or be used for counting.



Counting Gifts

Print gifts on one side and
either tracing or printed
numbers on the other side.

1	2	3	4
5	6	7	8
9	10	11	12
13	14	15	16
17	18	19	20

Counting Gifts

These gifts can make a matching or memory game, or be used for counting.



Counting Gifts

Print gifts on one side and
either tracing or printed
numbers on the other side.

21	22	23	24
25	26	27	28
29	30	31	32
33	34	35	36
37	38	39	40

Tracing Numbers

1	2	3	4
5	6	7	8
9	10	11	12
13	14	15	16
17	18	19	20

Tracing Numbers

21	22	23	24
25	26	27	28
29	30	31	32
33	34	35	36
37	38	39	40

Christmas tree game

Using blue tack to attach gifts, place some gifts under or near the tree. Stack remaining gifts like a deck. Draw a card from the deck and have child find matching gift near the tree.



Letter “G” do-a-dot

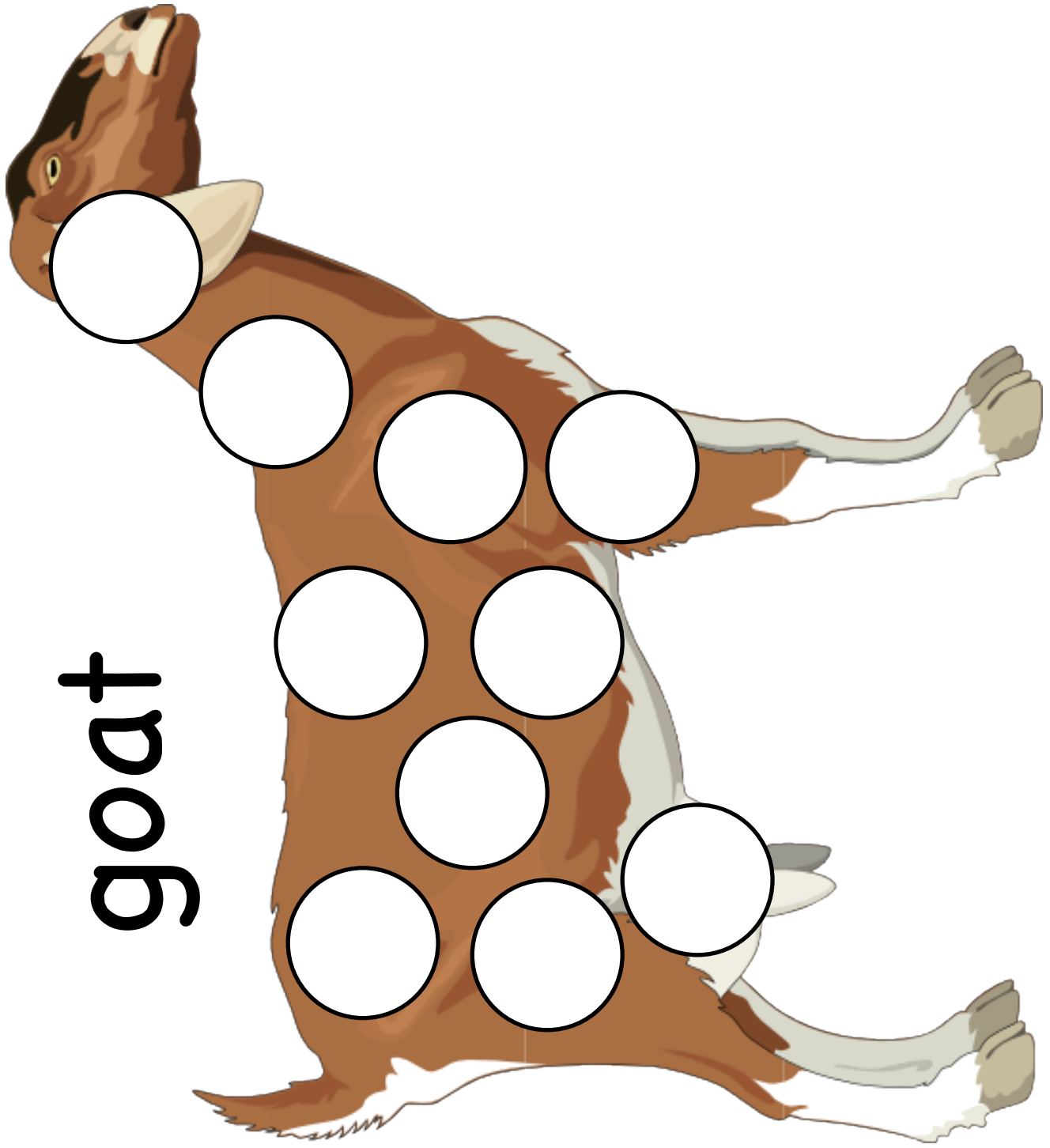
HappyandBlessedHome.com


This is a great activity to complete with do-a-dot paints. You can also provide your child with stickers, pom-poms or some other small object to fill in the white circles.



gift


goat





green grapes

gorilla



Letter “G”

Dolch Sight Words

HappyandBlessedHome.com

going

good

good-bye

got

grass

green

ground

grow

go

goes

girl

give

game

garden

gave

get