






Calendar

<http://HappyandBlessedHome.com>

These pages can be laminated and filled in with an erasable marker, or you can print the numbers and cut and paste, or use double-sided sticky tape or something similar to attach them.

Numbers to cut and paste into blocks. You will need to print 12 copies to have enough for all the months. Or print one copy and reuse each month. A great way to introduce counting. The following page includes additional images to mark special events.

1	2	3	4	5	6	7
8	9	10	11	12	13	14
15	16	17	18	19	20	21
22	23	24	25	26	27	28
29	30	31				





JANUARY



Sunday	Monday	Tuesday	Wednesday	Thursday	Friday	Saturday



FEBRUARY



Sunday	Monday	Tuesday	Wednesday	Thursday	Friday	Saturday



MARCH



Sunday	Monday	Tuesday	Wednesday	Thursday	Friday	Saturday




APRIL




Sunday	Monday	Tuesday	Wednesday	Thursday	Friday	Saturday




May



Sunday	Monday	Tuesday	Wednesday	Thursday	Friday	Saturday



JUNE




Sunday	Monday	Tuesday	Wednesday	Thursday	Friday	Saturday




July



Sunday	Monday	Tuesday	Wednesday	Thursday	Friday	Saturday



AUGUST



Sunday	Monday	Tuesday	Wednesday	Thursday	Friday	Saturday



SEPTEMBER




Sunday	Monday	Tuesday	Wednesday	Thursday	Friday	Saturday




OCTOBER




Sunday	Monday	Tuesday	Wednesday	Thursday	Friday	Saturday



NOVEMBER



Sunday	Monday	Tuesday	Wednesday	Thursday	Friday	Saturday



Sunday	Monday	Tuesday	Wednesday	Thursday	Friday	Saturday

Image source credits

- Snowman: <http://sweetclipart.com/cute-christmas-snowman-526>
- Heart: <http://vector-magz.com/illustrations/heart-clipart-item-3/>
- Shamrock: http://www.clipartpal.com/clipart_pd/holiday/stpatrick/shamrock_10436.html
- Halloween Witch: <http://shop.jwillustrations.com>
- All other: <http://www.clker.com>