

Letter “T” Activities

Thank you for joining us in our alphabet study at
HappyandBlessedHome.com



Visit HappyandBlessedHome.com for **free printables** and **crafts** for preschoolers, encouragement for moms, as well as great ideas for ways to have fun together as a family.

36 Activities for Preschoolers Includes (pages: 64):

9 Coloring Pages

Letter T for sensory tracing

1 Connect the Ties

Tree Puzzle Craft

Tiger and Train Puzzle Crafts

20 flashcards with short words that start in “Tt”

Letter “Tt” Dolch sight words

7 Do-a-dot Pages

5 Tracing Pages

Shapes, Cutting and Matching

Align and Count

Tiger Puppet Craft

Tool Shadow Puzzle

Letter Tt with Ties

Turtle Lace-Up Card

Cutting Practice

Counting with Turtles

Beach Math with Turtles

Learning About Trucks

Tools we're using in our Preschool Classroom



Set-up:

Our set-up for crafts is at a [Mickey and Friends Activity Table](#). It's perfect for preschoolers with an easily accessible table and chair height.

For our lesson materials I use a [Board Dudes 18" x 22" Magnetic Dry Erase Board](#).


We enjoy matching games and painting on our [Melissa & Doug Deluxe Standing Easel](#).

Supplies to create Printables:


- [Scissors](#)
- [Blu-Tack Reusable Adhesive](#)
- [Paper Cutter](#)
- [Single Hole Punch](#)
- [White Card Stock](#)
- [White Copy Paper](#)
- [EPSON Printer](#)
- [EPSON Ink](#)
- [Scotch Thermal Laminator 2 Roller System \(TL901\)](#)
- [Scotch\(TM\) Thermal Laminating Pouches, 8.9 Inches x 11.4 Inches, 50 Pouches \(TP3854-50\)](#)
- If you want to create stickers you'll need some [Avery® White Full-Sheet Labels for Inkjet Printers with TrueBlock\(TM\) Technology, 8-1/2 inches x 11 inches, Pack of 25 \(8165\)](#) and you will just cut each sticker to size.

This printable pack contains affiliate links for your convenience. By using these links you are supporting HappyandBlessedHome.com and enabling me to keep these printables FREE. Thank you for your support!

Books perfect for teaching Emergent Readers



[Steam Train, Dream Train](#)- The dream train pulls into the station, and one by one the train cars are loaded: polar bears pack the reefer car with ice cream, elephants fill the tanker cars with paints, tortoises stock the auto rack with race cars, bouncy kangaroos stuff the hopper car with balls. Sweet and silly dreams are guaranteed for any budding train enthusiasts!



[Little Blue Truck](#) is a joyful cacophony of animal and truck sounds that will have youngsters beeping and quacking—and begging for one more go-round! Along the way, readers see that it pays to be kind to our animal friends . . . if we show a friendly respect to others, we're more likely to get help when we're, say, stuck in the muck in a truck.



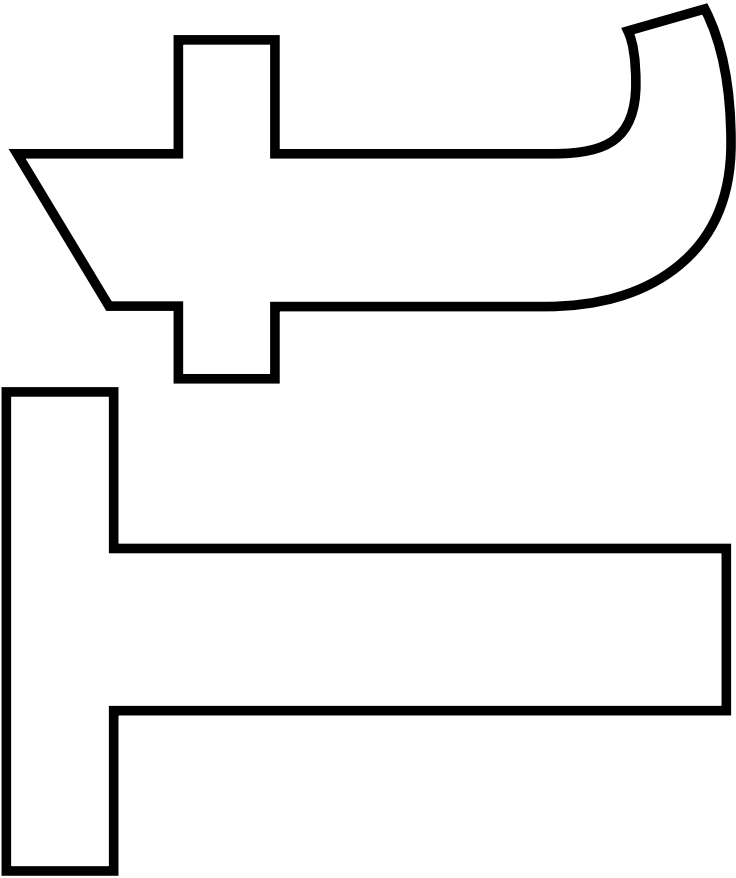
[Tallulah's Tutu](#) - She just knew she could be a great ballerina, if only she had a tutu. So she starts ballet class. When she does not receive a tutu, she quits. But everywhere she goes, things keep reminding her of ballet. And Tallulah can't seem to stop doing ballet, either. A park bench makes a perfect barre, and what better way to pet the dog than with a graceful plié? This well-told, funny story with a smart new character will satisfy girls' cravings for pretty and pink, but also shows that ballet is about more than just the tutu.

About the creator: Monica is a blogger at HappyandBlessedHome.com. Her passion is to be an encouragement to moms and she publishes free printables and crafts for preschoolers, devotionals for moms, and ideas for having fun together as a family.

If you enjoy these printables, you should visit HappyandBlessedHome.com. There you'll find:

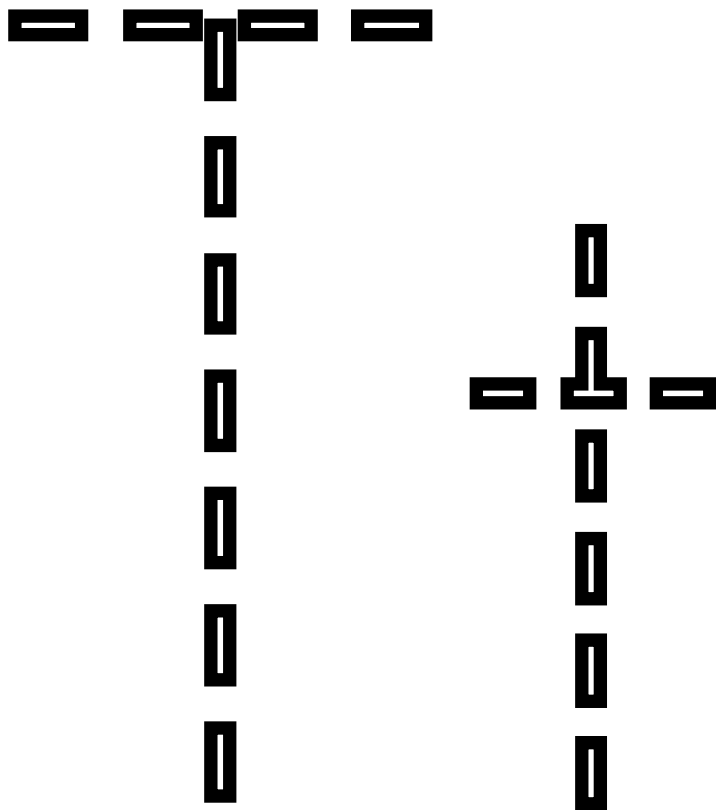
- * free games and crafts for preschoolers,
- * free printables for teaching preschoolers,
- * encouraging posts for moms, and
- * great ideas for ways to have fun together as a family


By Downloading this package you agree to the following Terms of Use: This printable package was created by HappyandBlessedHome.com. This package is intended for private/personal use only. It is not intended for commercial use and should not be hosted on another blog or website other than HappyandBlessedHome.com. If you like this printable set, you can link to the blog page where this was posted but do not link directly to this pdf file (where you are at now). Thank you for your support!



This page can be traced with a finger or marker.
Place under sand or rice for an extra-sensory activity.



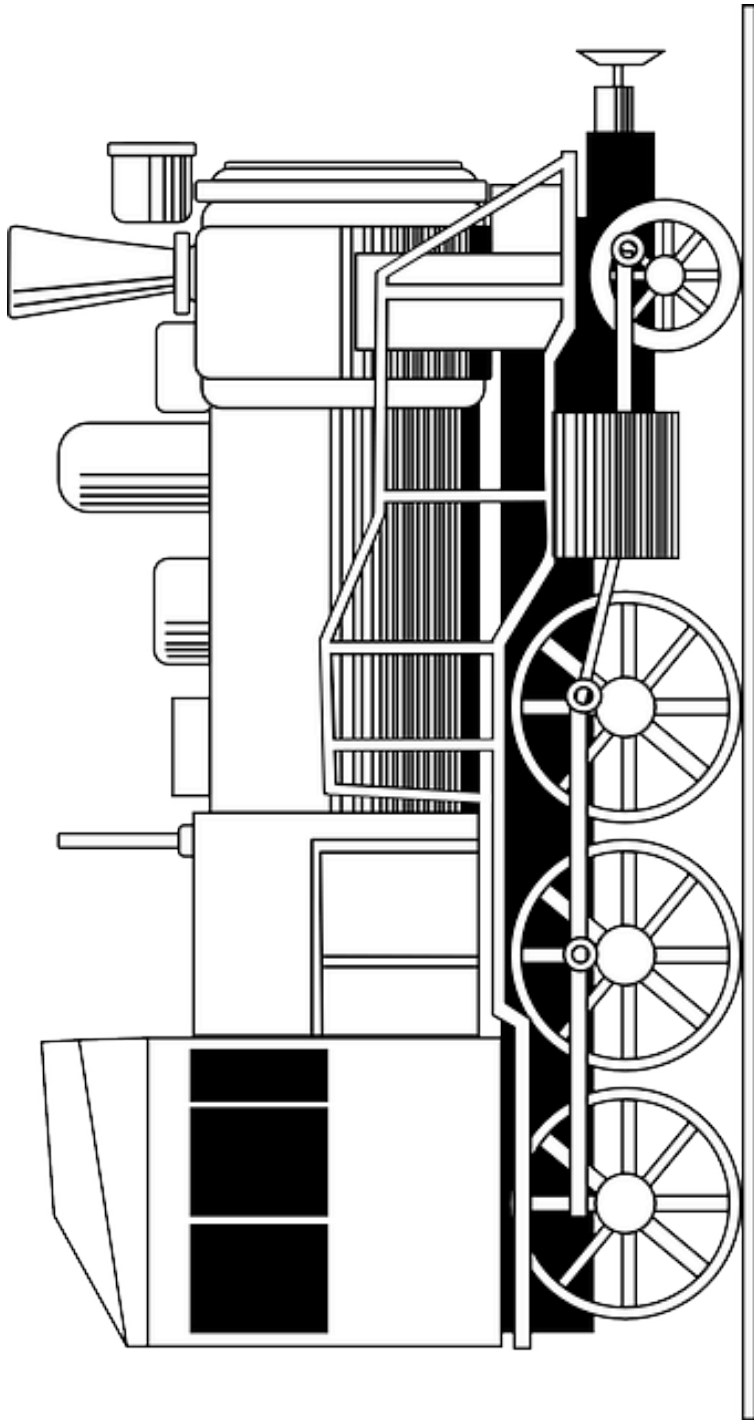





turtle




tiger



train



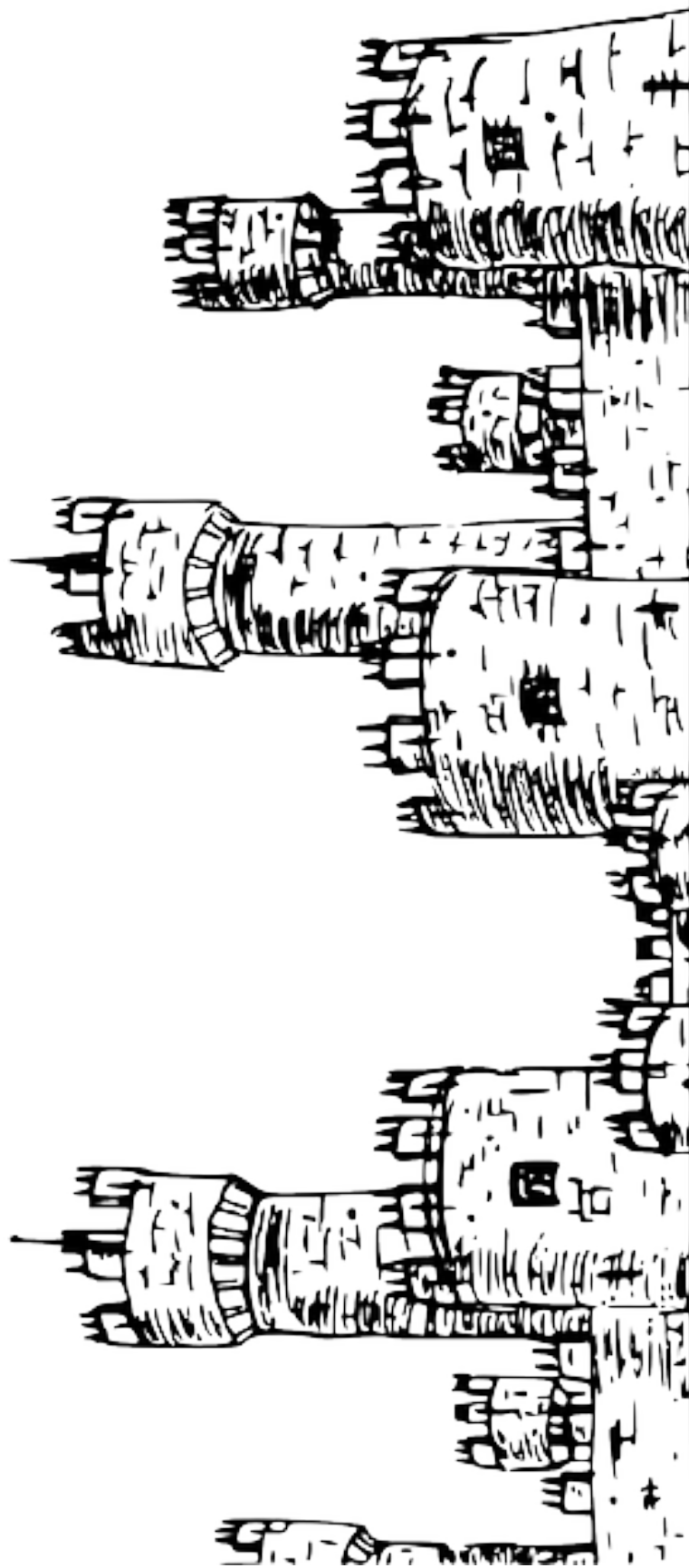
tree




tools



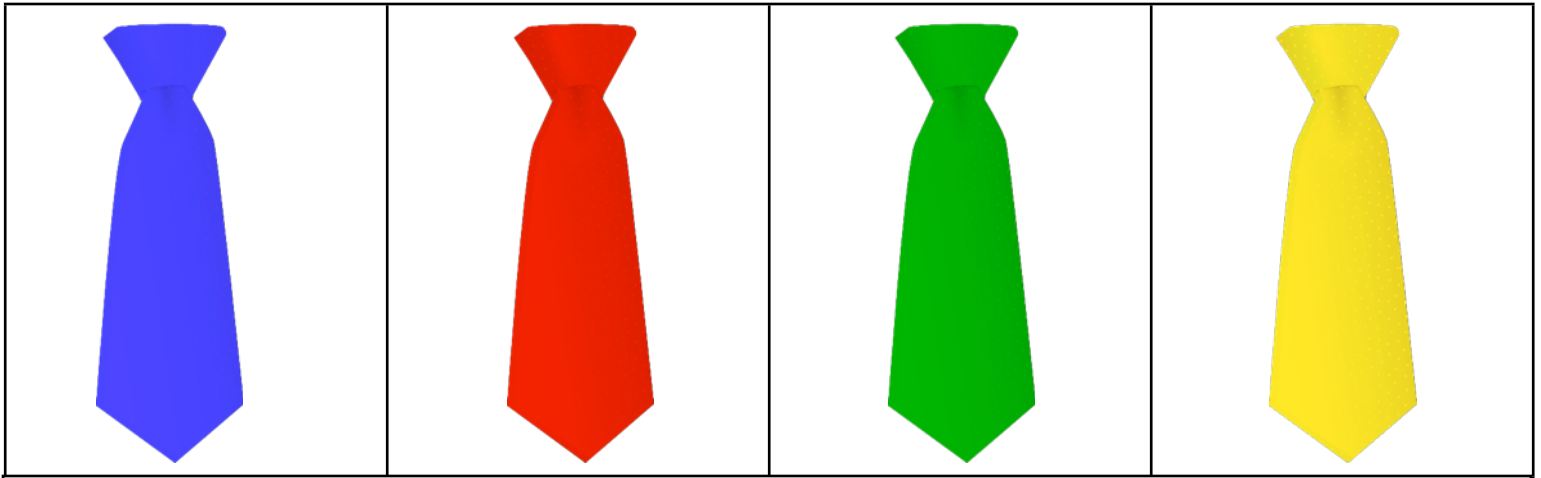
tent



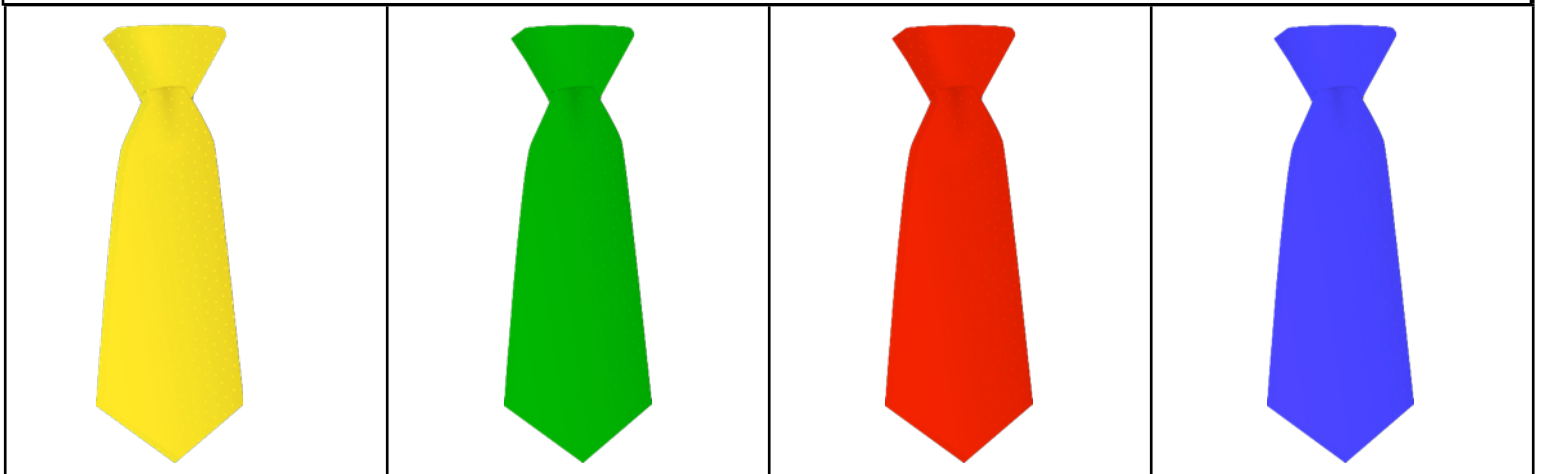
towers



toucan





Draw a line to the matching tie.




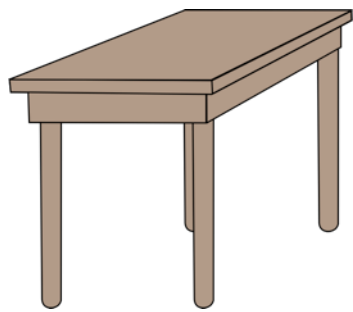


Letter “T” Flash Cards

HappyandBlessedHome.com

These flash cards are
designed to be printed from
front to back.





tent

truck

toes

toucan

tie

touch

turtle

tub

tea

towel

teeth

table

tulip

train

tree

tower

tiger

tomato

teddy bear

tools

Letter “T” Tracing Cards

HappyandBlessedHome.com

truck




toucan



torch



tub



towel



tent




toes



tie



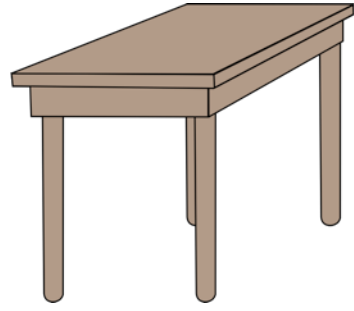
turtle




tea




table



train



tower



tomato



tools



teeth




tulip



tree



tiger



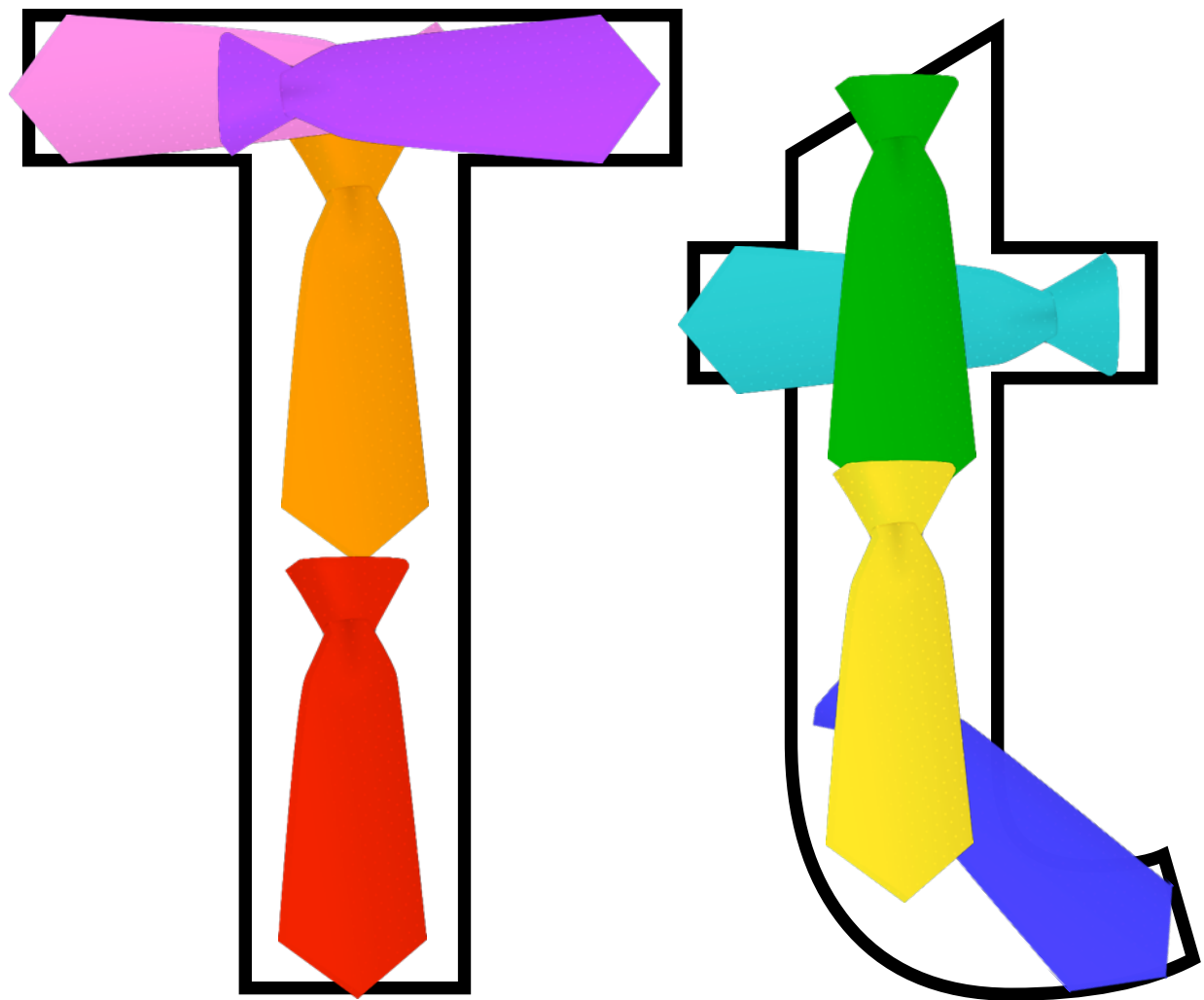
teddy bear

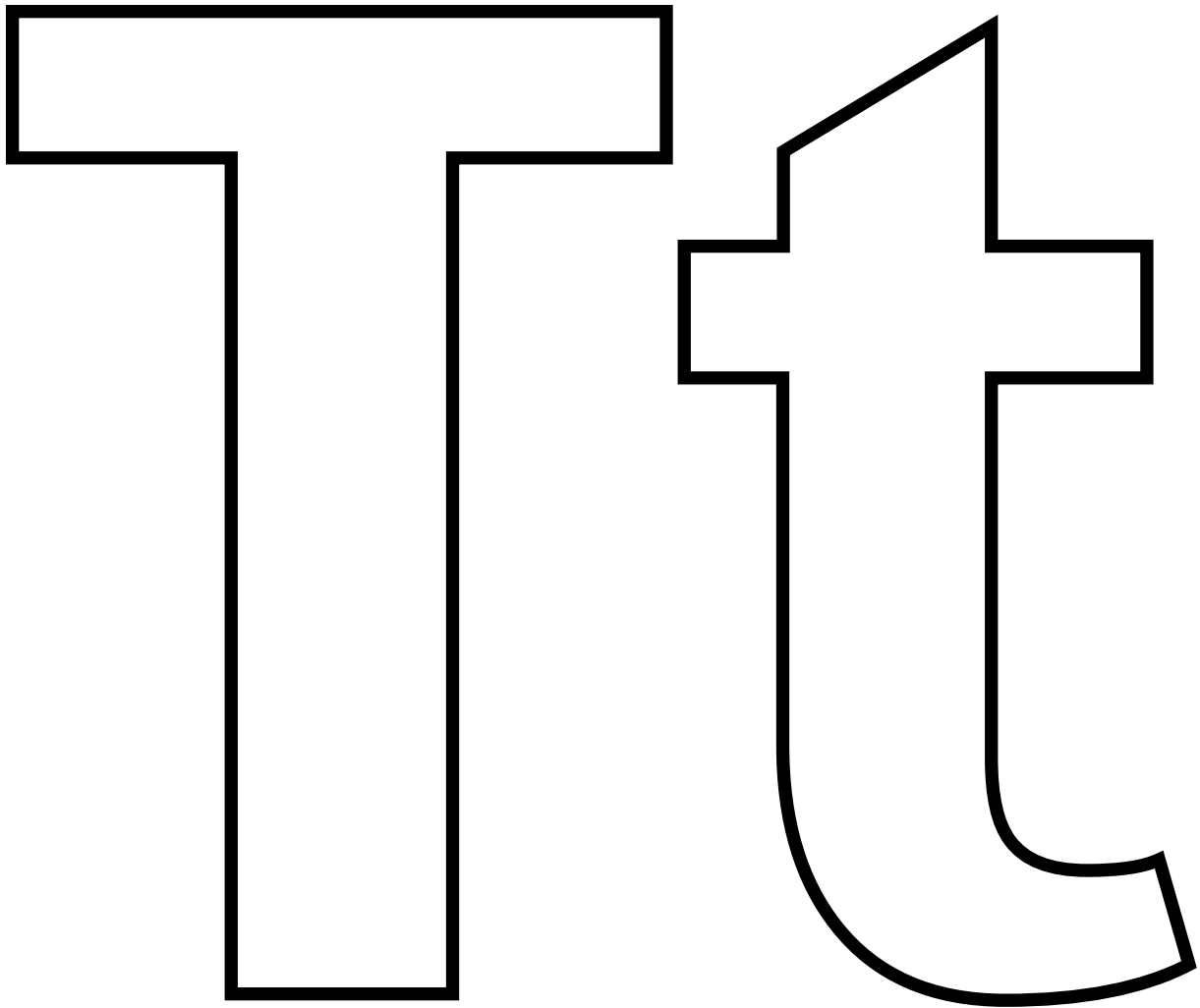


Letter “T” Craft

HappyandBlessedHome.com

Use the ties to create the letter
“Tt”.







Puppet Craft

Directions: This is a tiger puppet craft.

Activities: Grown-ups can help the child assemble the puppet.

Use yarn, string, pom-poms or other “furry” embellishments for tiger’s fur. You can add “google” eyes for the eyes. Use puffy paint, finger-paints, colored sand, or other art supplies to add texture.

You can use this puppet to tell stories or you can use it in a song, such as “Old McDonald had a Zoo.” This puppet can be used as a teaching tool – tell your child about the sounds a tiger makes, where it lives and what foods it likes to eat.

This puppet is designed to be used with standard brown bag lunch sack that measures 10 5/8 x 5 1/8 x 3 1/8 inches.

Have fun creating this storytelling puppet with your little-one(s).

Tiger Puppet Craft



Just cut into two parts - the head and the body. Paste the face/head onto the bottom of the brown paper sack so it looks as though the puppet is talking. Feel free to embellish as desired.

Puzzle Crafts

Directions: Print, laminate and cut out puzzle pieces. To assist child, you may want to print an additional page as a guide.

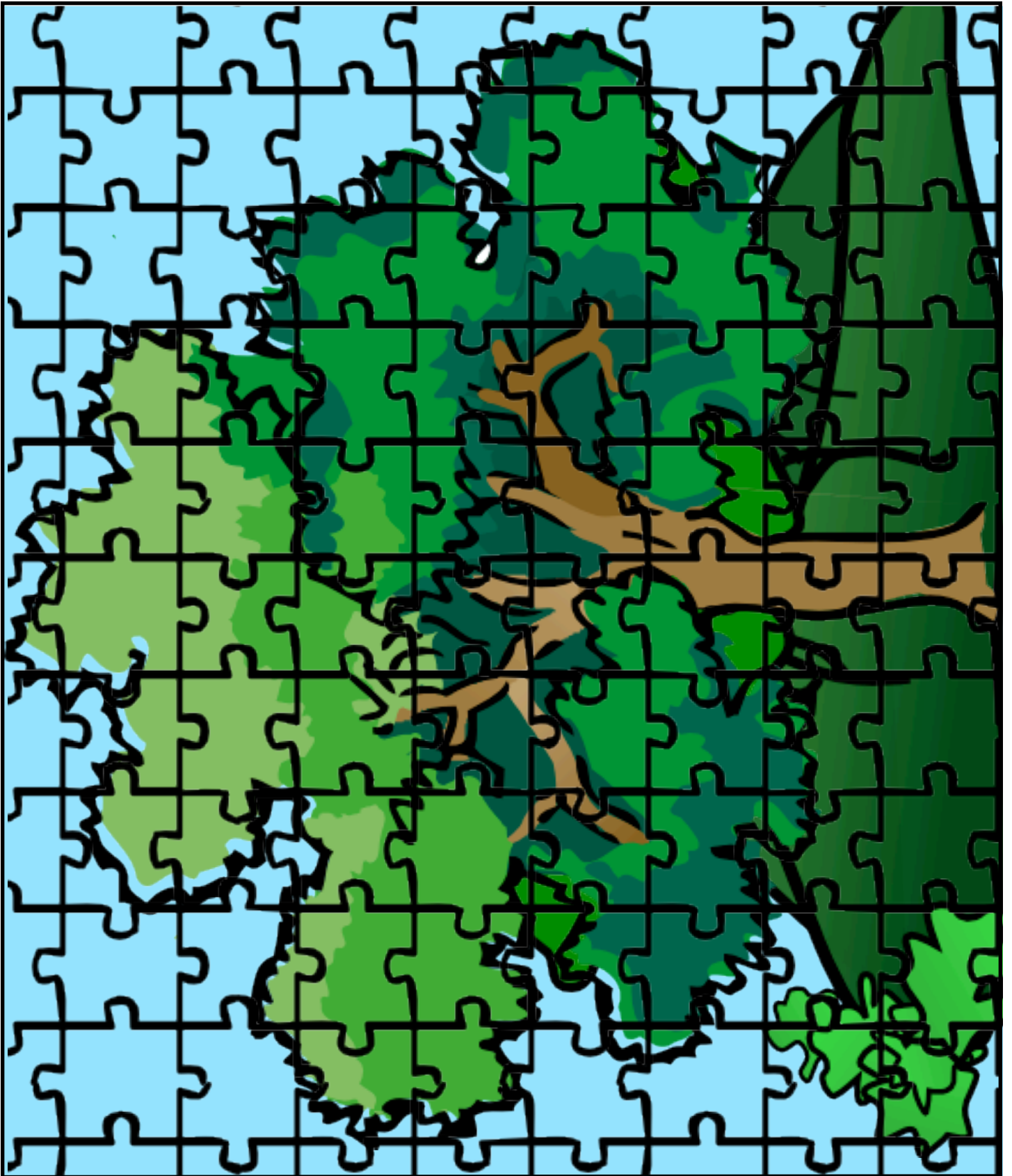
Activities: Grown-ups can help the child assemble the puzzles.

Talk about the colors you see. Help your child piece together like colors, patterns and more.

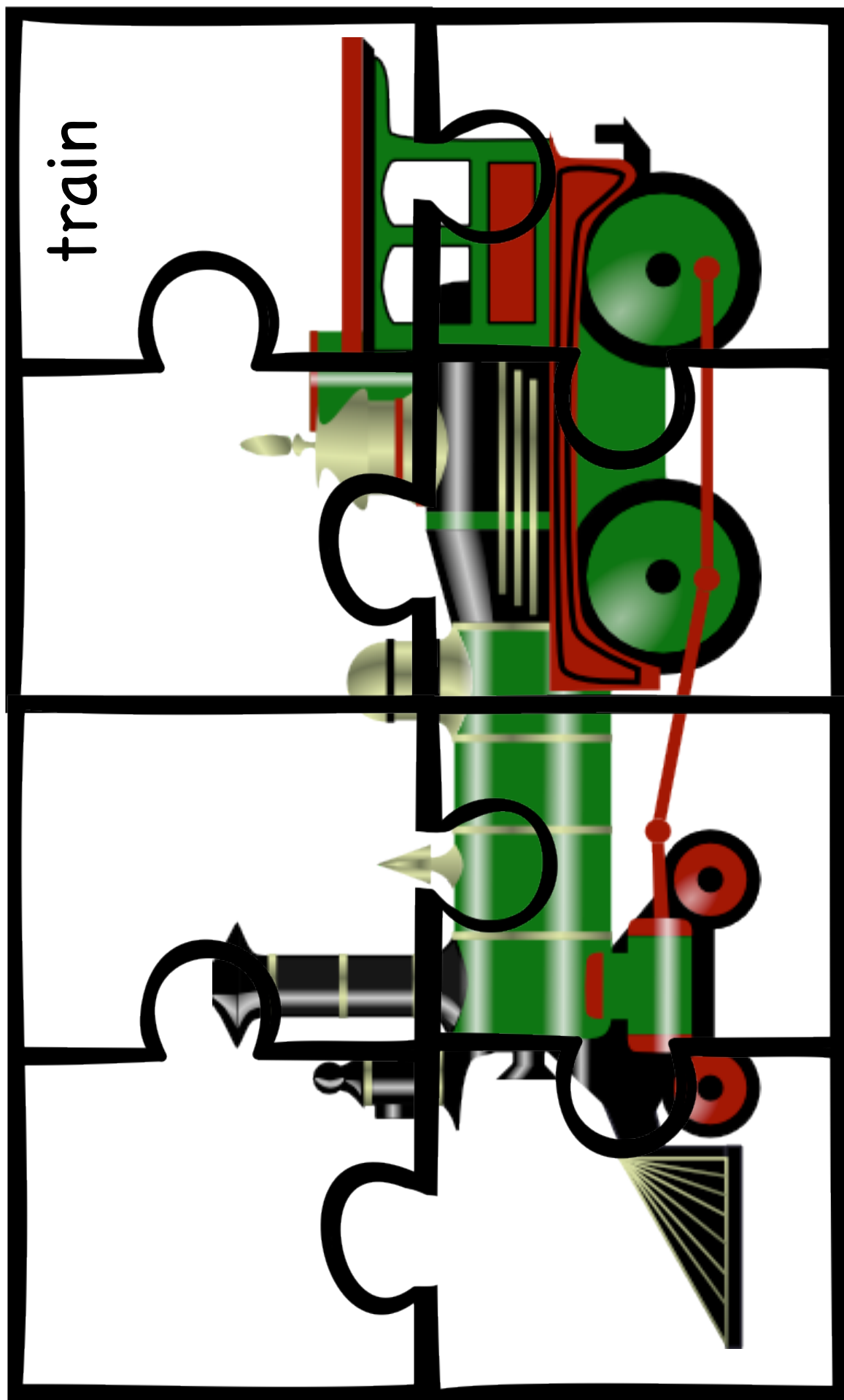
Have fun creating these puzzles with your little-one(s).

Special Note: The tree puzzle is considerably more advanced. You may or may not be able to complete this puzzle with your child. Simpler puzzles are also included.


tree puzzle



train




tiger




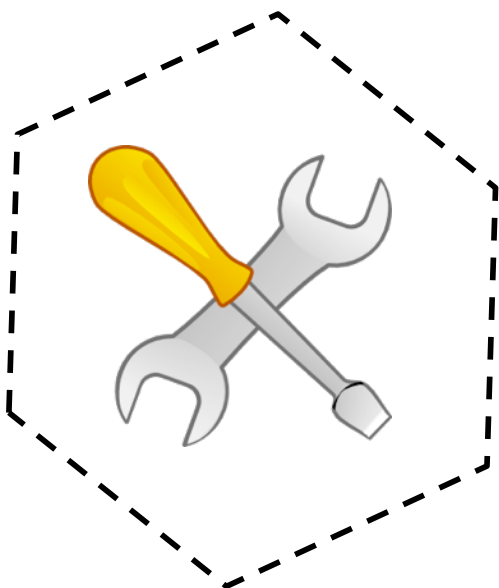

Turtle Lace-Up

Print, laminate and cut out the picture. Use a hole punch to punch holes into circles near the edge of the picture. The card can be used to practice lacing with a shoestring or piece of yarn.



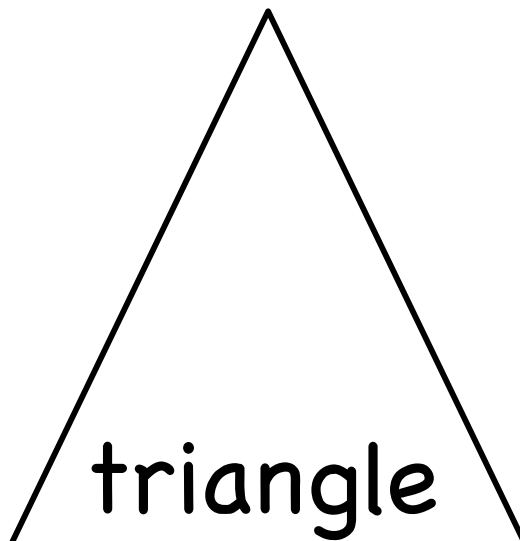
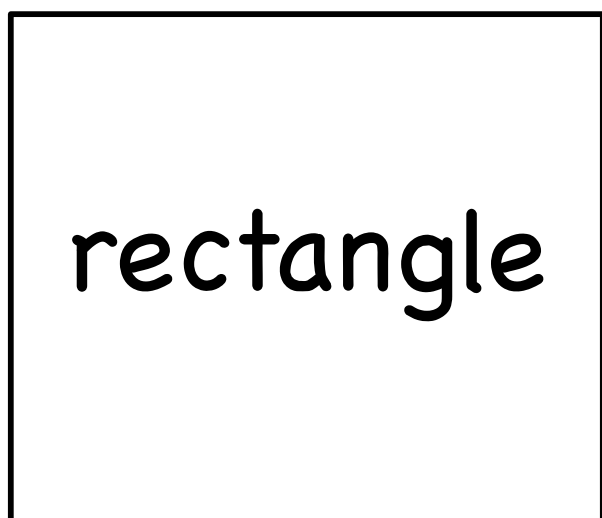
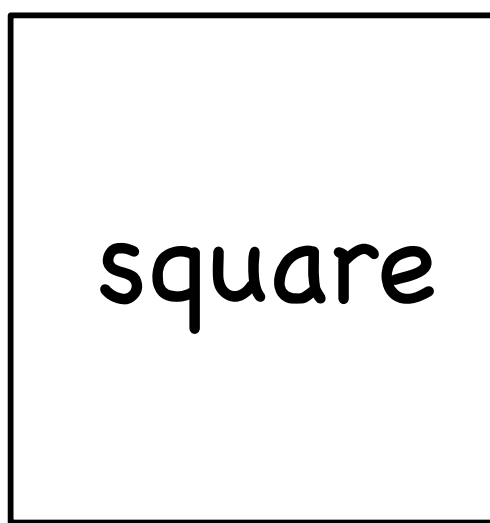

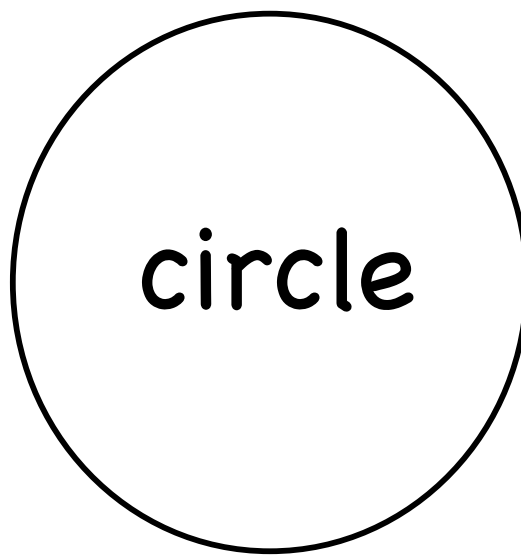

Cutting Practice

Grown-up: help child cut out along dotted line. Discuss shapes.






Cutting Practice


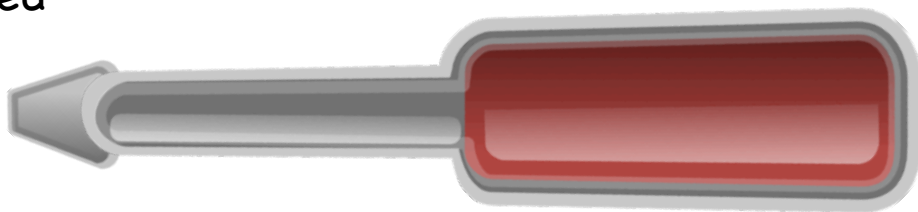
Point out qualities of various shapes. Cut out and align.



Matching Tool Shapes
to tool shadows. Cut colored
tools out and match to
shadows.

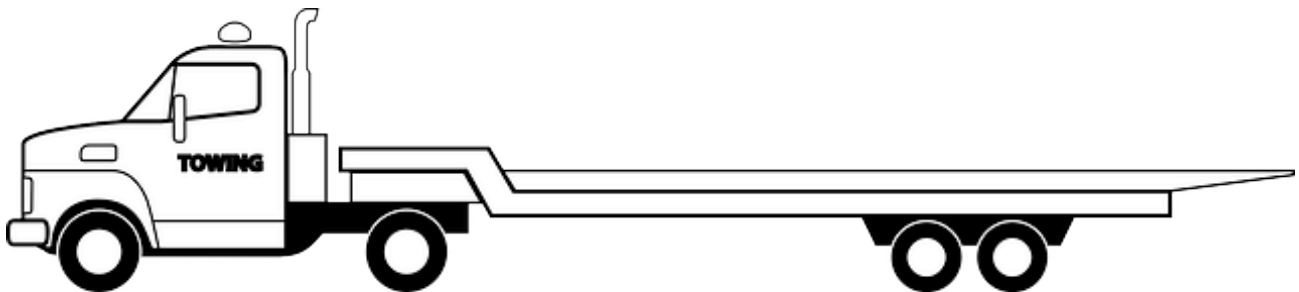
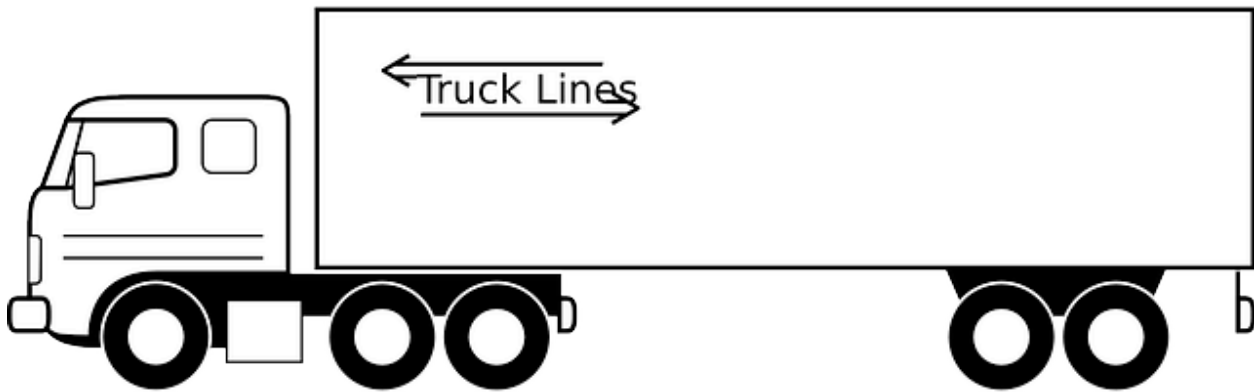
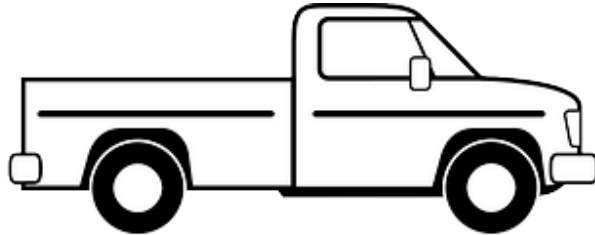




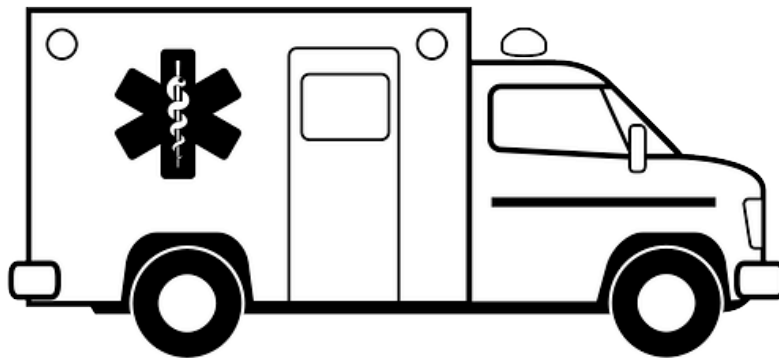
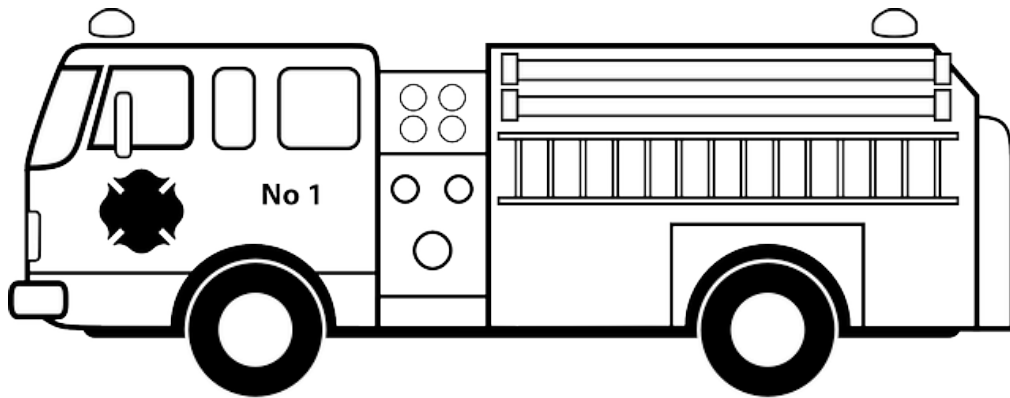
Matching Tool Shapes
to tool shadows. Cut colored
tools out and match to
shadows.



Learning about Trucks


Talk about the various trucks and their uses. How many wheels does each truck have? Which truck would be the heaviest? Which trucks might be used to tow cars? Save lives? Fix power lines?










Cutting Practice

Parent: Cut at dark lines.
Have child cut along dotted lines.




Align & Count

1	2	3	
1	2	3	
1	2	3	
1	2	3	
1	2	3	


Counting Turtles

These turtles can be used for a matching game or for counting and tracing.



Counting Turtles

These turtles can be used for a matching game or for counting and tracing.



Counting Stars

Print turtles with either solid or dashed numbers on the back.

1	2	3	4
5	6	7	8
9	10	11	12
13	14	15	16
17	18	19	20

Counting Stars

Print turtles with either solid or dashed numbers on the back.

21

22

23

24

25

26

27

28

29

30

31

32

33

34

35

36

37

38

39

40

Tracing Numbers

Print turtles with either solid or dashed numbers on the back.

1	2	3	4
5	6	7	8
9	10	11	12
13	14	15	16
17	18	19	20

Tracing Numbers

Print turtles with either solid or dashed numbers on the back.

21

22

23

24

25

26

27

28

29

30

31

32

33

34

35

36

37

38

39

40

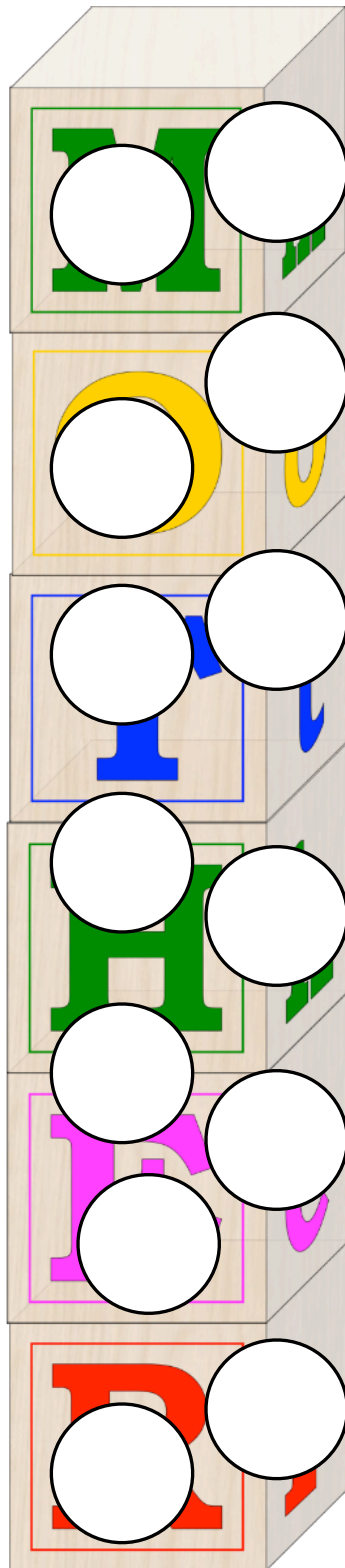


Add and subtract turtles from the beach scene.


Letter “T” Do-a-dot

HappyandBlessedHome.com


This is a great activity to complete with [do-a-dot paints](#). You can also provide your child with stickers, pom-poms or some other small object to fill in the white circles.




tower




toys



turkey



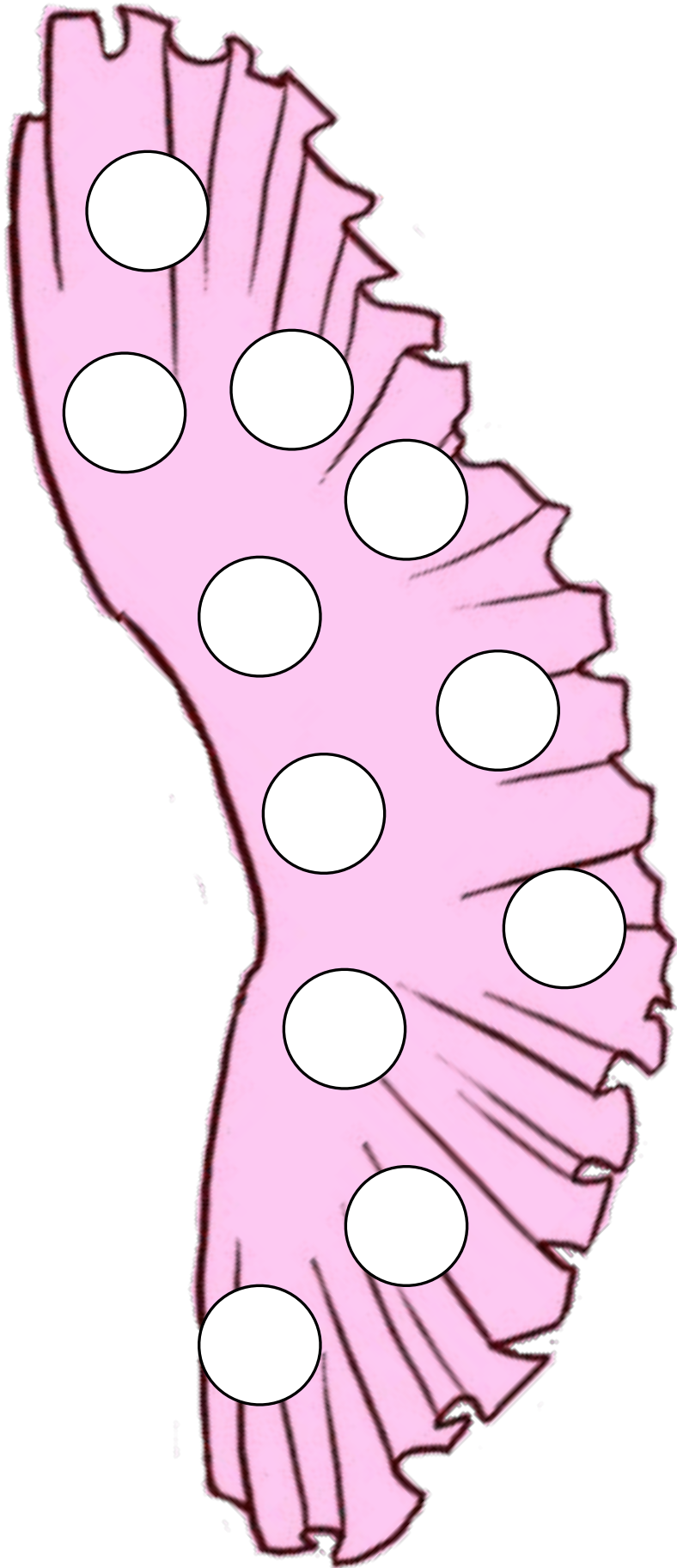
tree



tools



toucan



tutu

Letter “T”

Dolch Sight Words

HappyandBlessedHome.com

These are the letter “T” Dolch Sight Words. For more info on sight words and on what age to use them, please go to my post:

[Sight Words.](#)

table

take

tell

ten

thank

that

them

then

there

these

they

thing

think

this

those

three

time

to

today

too

top

toy

tree

try

two

together

