

Letter “J” Activities

Thank you for joining us in our alphabet study at

HappyandBlessedHome.com



Visit HappyandBlessedHome.com for **free printables** and **crafts for preschoolers**, **encouragement for moms**, as well as **great ideas for ways to have fun together as a family**.

34 Activities for Preschoolers Includes (pages: 60):

12 Coloring Pages

Letter J for sensory tracing

1 Connect the Jewels

20 flashcards with short words that start in “Jj”

Flashcards with letter “J” sight words

5 Do-a-dot Pages

Letter Jj with Jars

5 Tracing Pages

6 Jumping Beans Games

Roll the Dice Game(s)

Jelly Lace-Up Card

Shapes Cutting and Matching

Cutting Practice

Align and Count


Counting and Organizing

About the creator: Monica is a blogger at HappyandBlessedHome.com. Her passion is to be an encouragement to moms and she publishes free printables and crafts for preschoolers, devotionals for moms, and ideas for having fun together as a family.


If you enjoy these printables, you should visit HappyandBlessedHome.com. There you'll find:

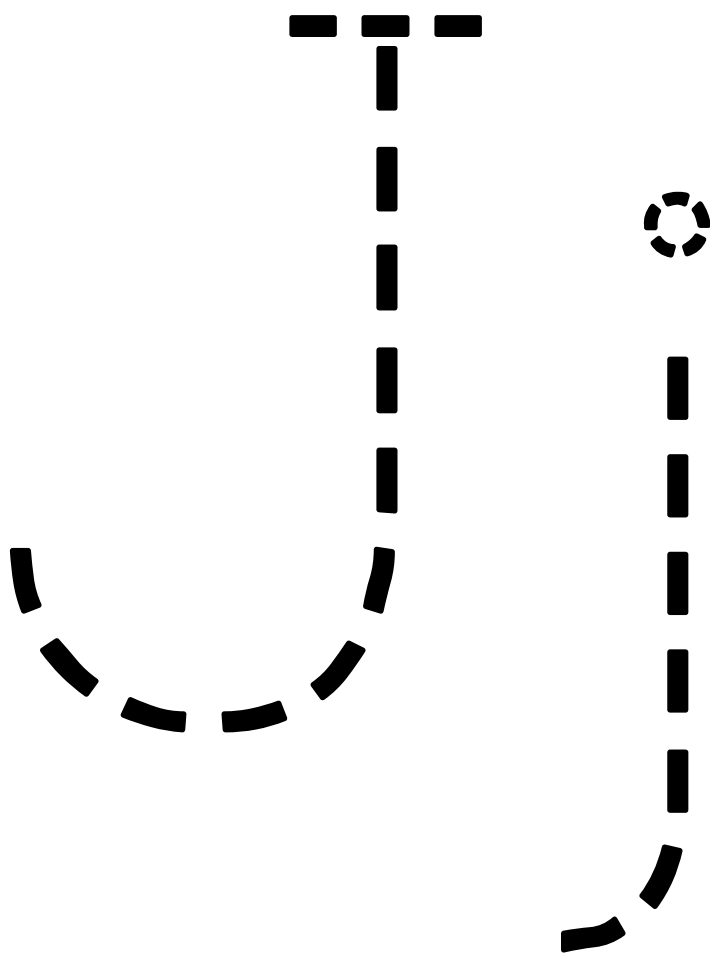
- * free games and crafts for preschoolers,
- * free printables for teaching preschoolers,
- * encouraging posts for moms, and
- * great ideas for ways to have fun together as a family


By Downloading this package you agree to the following Terms of Use: This printable package was created by HappyandBlessedHome.com. This package is intended for private/personal use only. It is not intended for commercial use and should not be hosted on another blog or website other than HappyandBlessedHome.com. If you like this printable set, you can link to the blog page where this was posted but do not link directly to this pdf file (where you are at now). Thank you for your support! Copyright © 2013 Happy and Blessed Home. All rights reserved.



This page can be traced with a finger or marker.
Place under sand or rice for an extra-sensory activity.








jaguar

HappyandBlessedHome.com



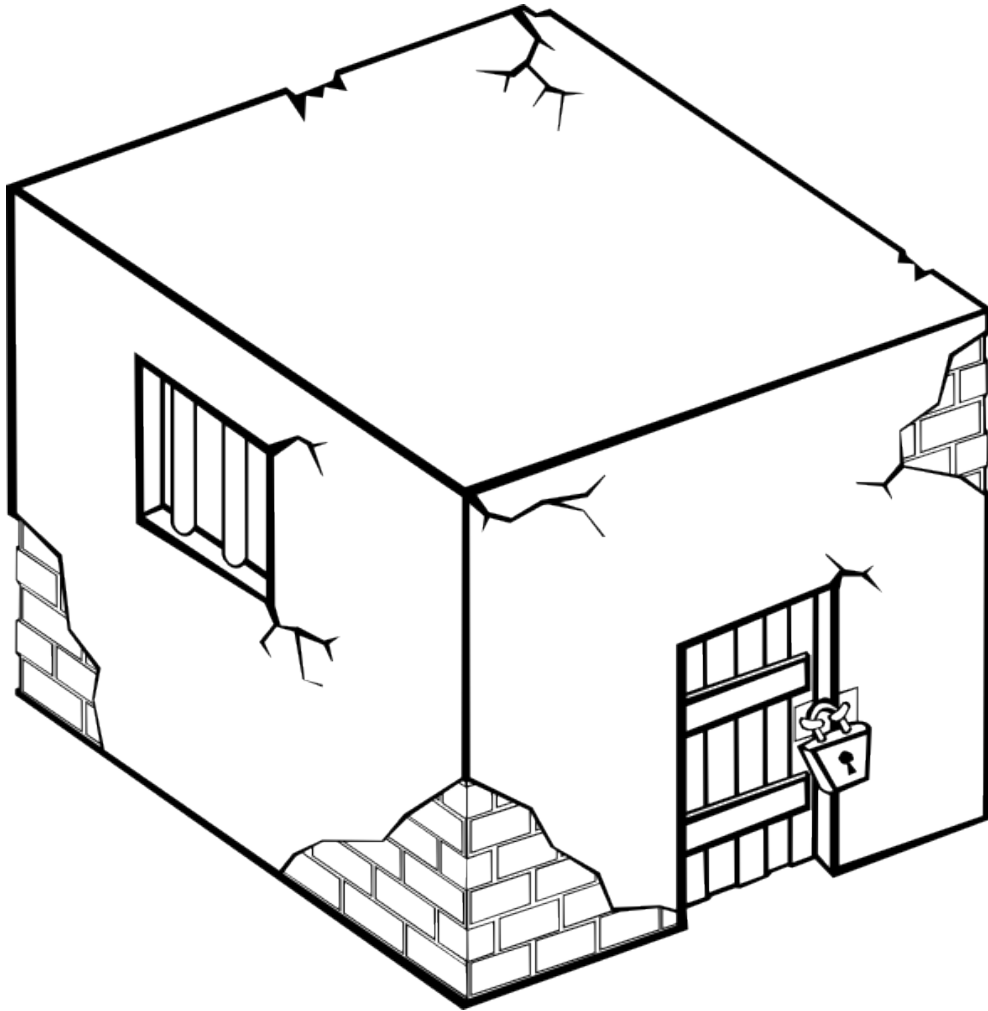
jackal

HappyandBlessedHome.com




Blue Jay


HappyandBlessedHome.com



jail




jump rope



jelly




jet

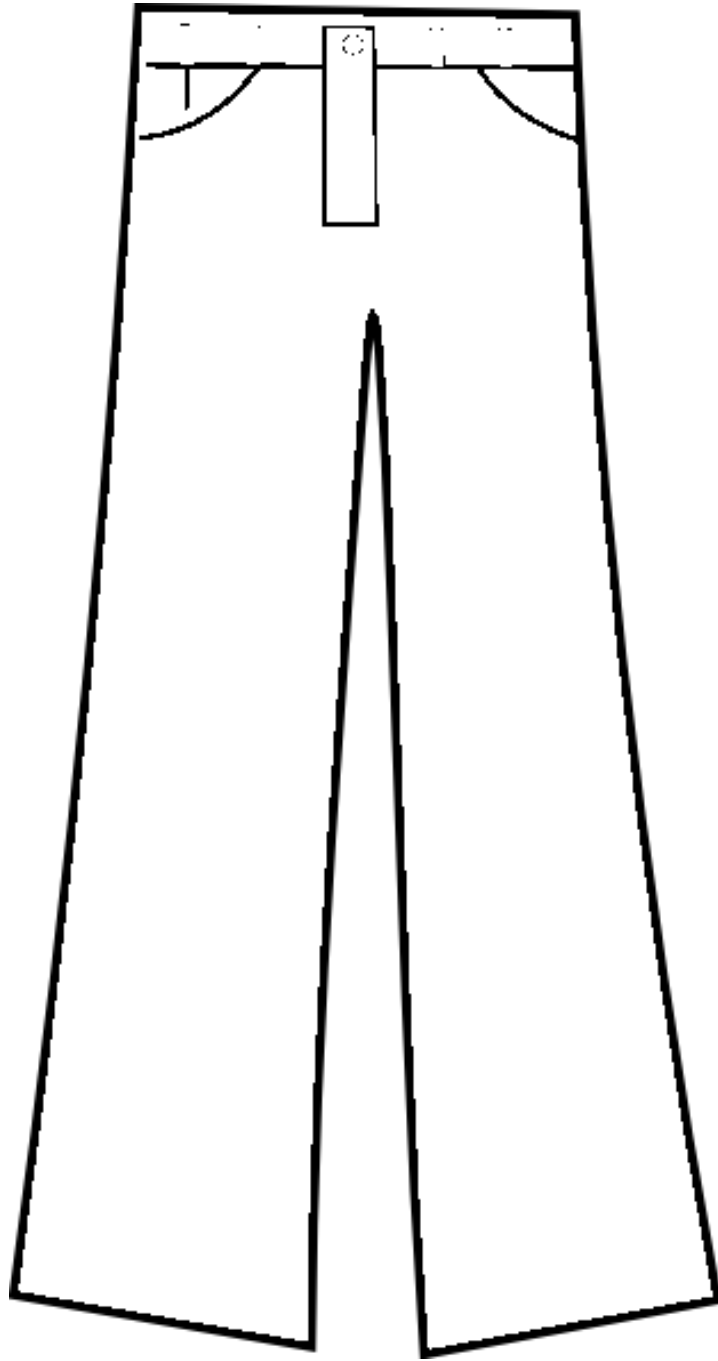


jukebox

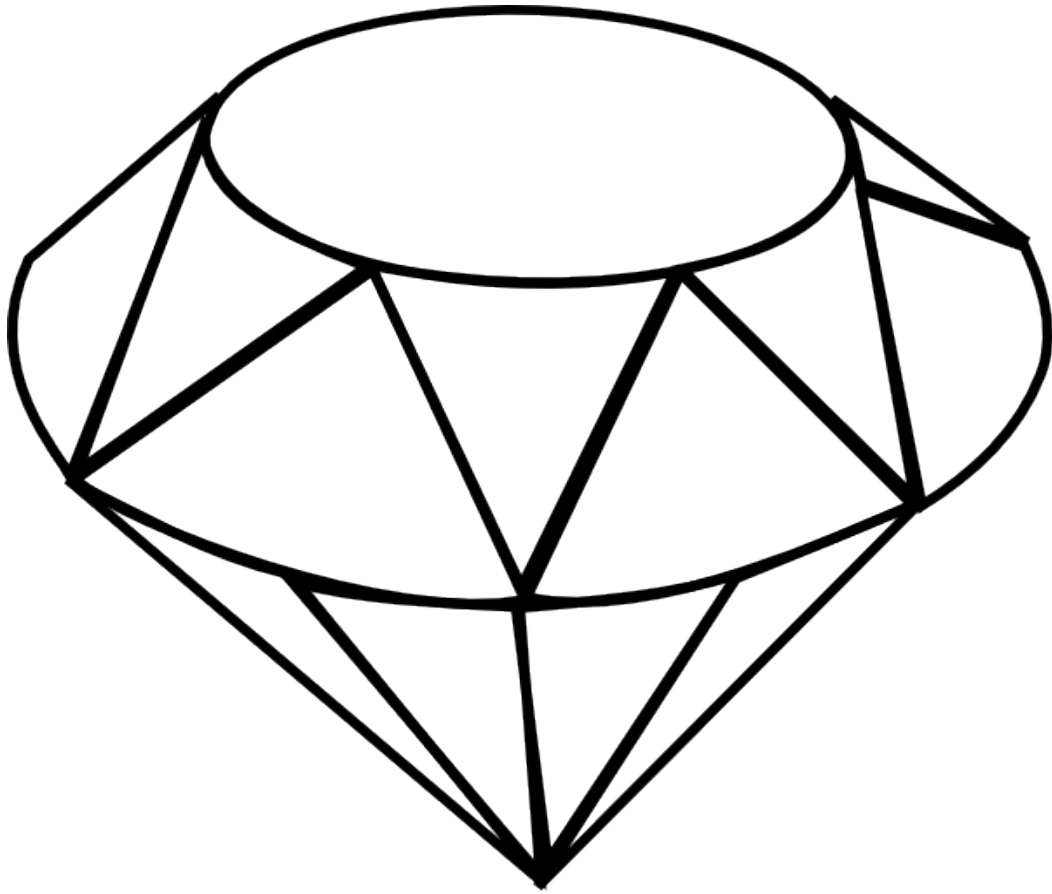
HappyandBlessedHome.com



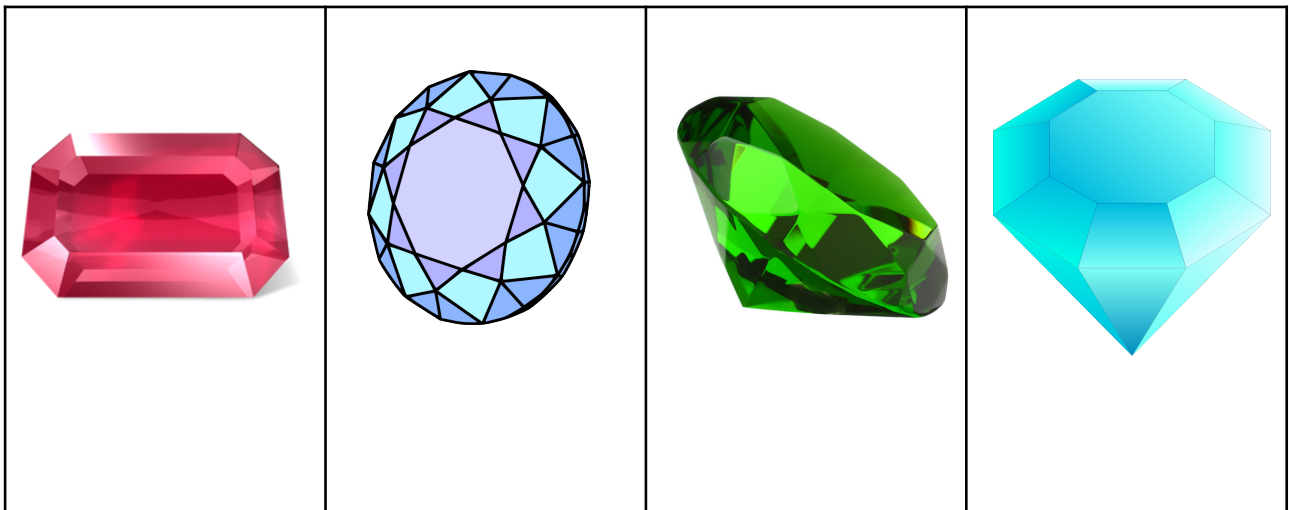
juice box




jeans



jewel



Draw a line to the matching jewel.



Letter “J” Flashcards

HappyandBlessedHome.com

These flash cards are designed to be printed from front to back.

HappyandBlessedHome.com

jaguar

jackal

jeans

jelly

jacket

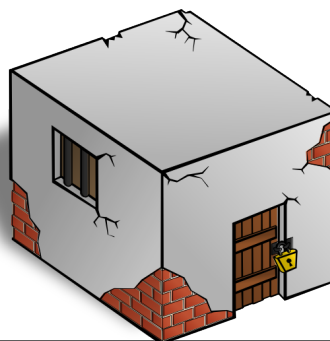




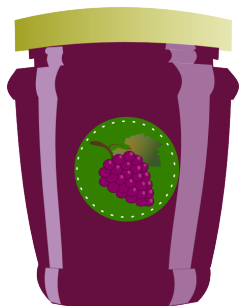


jelly-beans

jar

juice

jail

Jack-in-
the-box



judo

jewel

jukebox

jug

jello





jet

jog

jeep

jam


jump



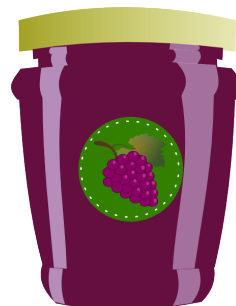
Letter “J” Tracing Pages

HappyandBlessedHome.com

jackal




jelly




jelly-beans




juice




Jack-in-
the-box



jaguar



jeans




jacket



jar



jail




jewel



jug



jet




jeep



jump




judo



jukebox



jello



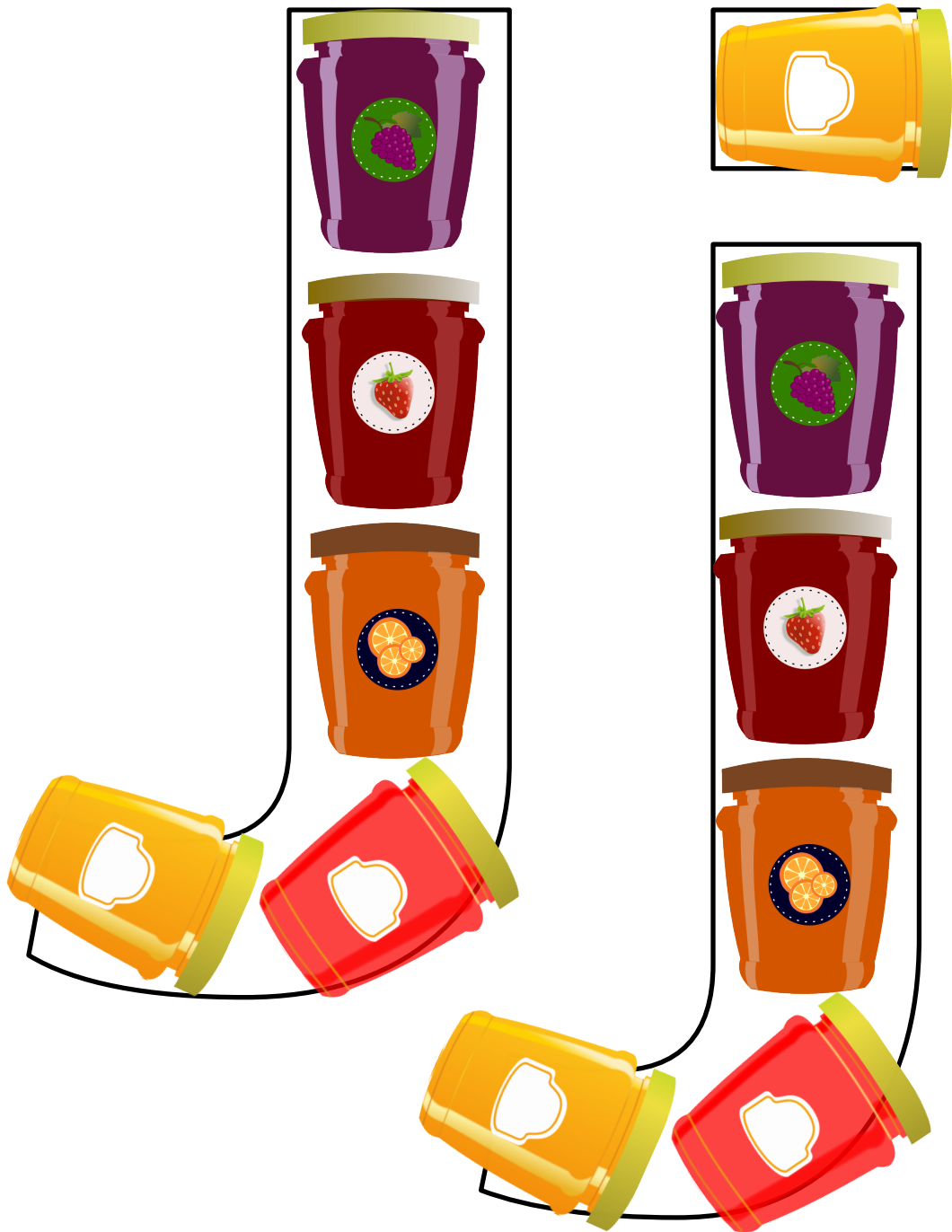
jog



jam



Make a "Jj" using jars.



Make a "Jj" using jars.



Make a “Jj” using jars.



These cards are meant to be used with the Carson Dellosa dice.
[Beginning Language Roll and Learn Pocket Dice](#)



jump

jog

jab

juggle

Simply insert these cards into the clear pockets of the Carson Dellosa dice. These first 8 cards are all actions that start with the letter “j”. You can use stuffed animals for the child to act out these words. You may have to plan ahead, such as laying out some toys for the child to “juggle” or use flash cards from previous lessons so the child can jump like a bird or horse (or any other animal you name).

(show)
joy

jolt

jingle

jostle

Review the words and consider how you will play out the game activities. You may need some stuffed animals that your child can play with. If you have more than one child you can make certain activities into a race. Once you've determined how you'd like the child (or the stuffed animal via the child) to act out the various words, have the child roll the dice and have fun.

jester

jay-
bird

jelly-
fish

jack-in-
the-box

In this section there are eight words to use with one dice. This helps The child learn about animals and location of body parts. Roll the dice and have your child act out as if they were the animal. You can use a stuffed animal as an actor as well. If you really want to go nuts, roll a verb and then animal/body-part. Encourage child to do the verb the way the animal would. Be creative and have fun! (pick 6 out of 8)

jaguar	jackal
jack- rabbit	jeep

Jumping Jelly-Beans Game

Directions: Print out the attached “jumping beans” and trim to create eight cards, one of each color of the beans: blue, pink, red, orange, green, brown, yellow, and black. If you can, print the jumping beans onto heavy card stock and laminate – read full instructions before laminating.

Activities:



Jump by color – Simply scatter the jumping beans onto the floor and use packing tape to secure to the floor. This game will not work on carpet – you can tape beans to the wall and have children use their hands. You can ask your child to stand on the first color you choose. When you call out the next color, have the child jump to that color.



Jump by Number – Before laminating, write a number on the bean or somewhere on the card. Ask your child to stand on the first number you choose. When you call out the next number, have the child jump to that color.



Jump by Alphabet Letter – Works just like the two above, except you would write an alphabet letter onto the bean.



You can also try **Jump by Word** or **Jump by Shape** by writing words or drawing shapes onto the beans.

Twister – Using cards with body parts from previous lessons call out a color and select a body part from the deck and ask your child to put his or her “foot” or “hand” {for example} onto one of the jumping beans.









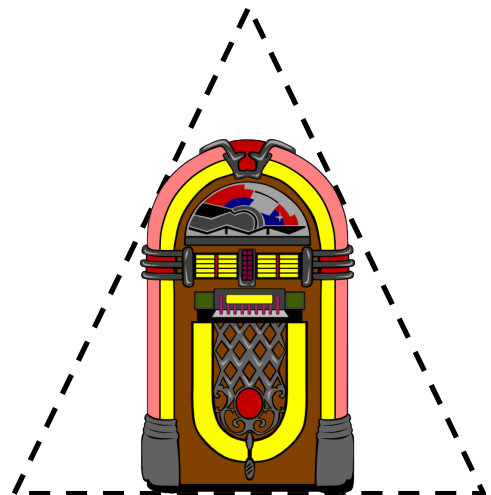
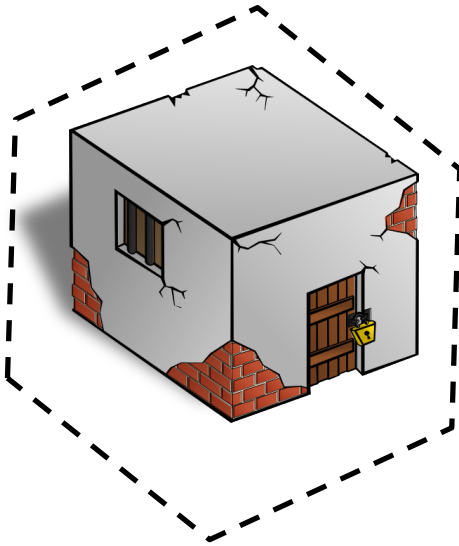
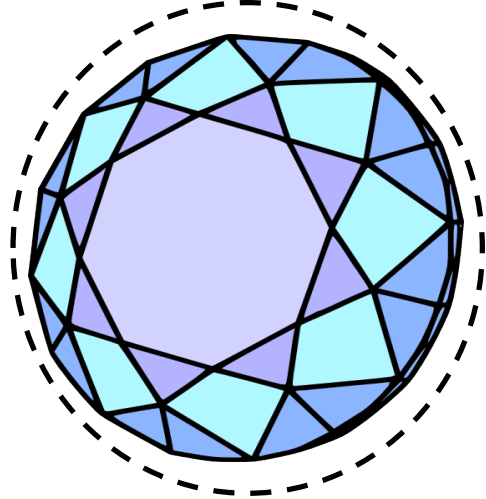
Jelly Lace-up

Print, laminate and cut out the picture. Use hole punch to punch holes into circles near the edge of the picture. The card can be used to practice lacing with a shoestring or piece of yarn.



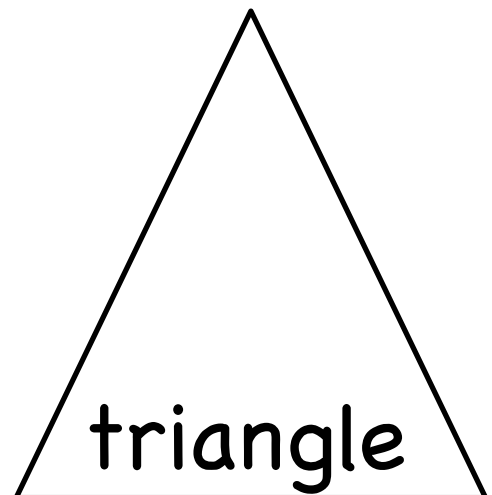
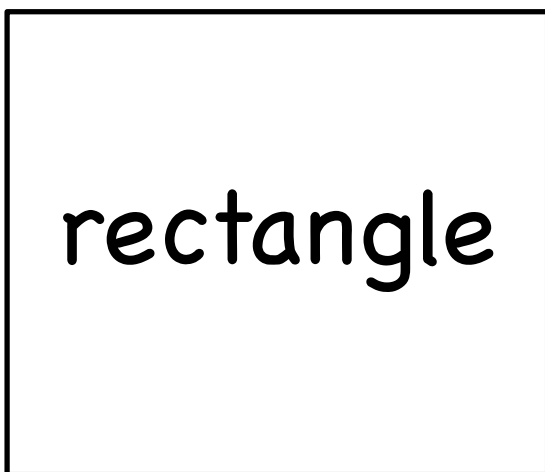
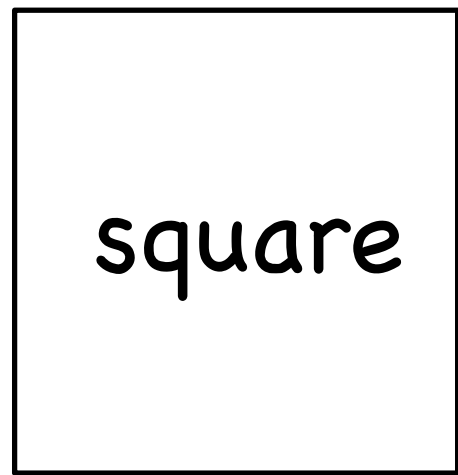

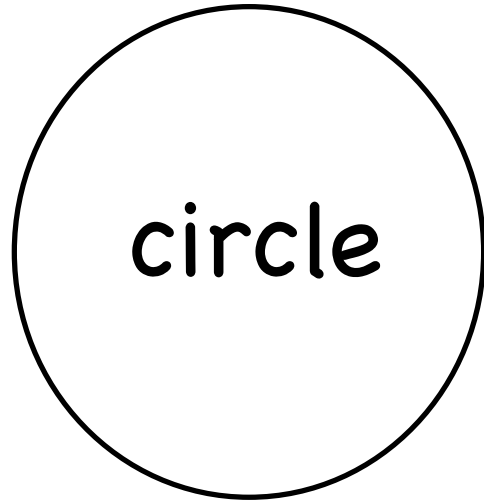

Cutting Practice

Grown-up: help child cut out along dotted line.
Discuss shapes.



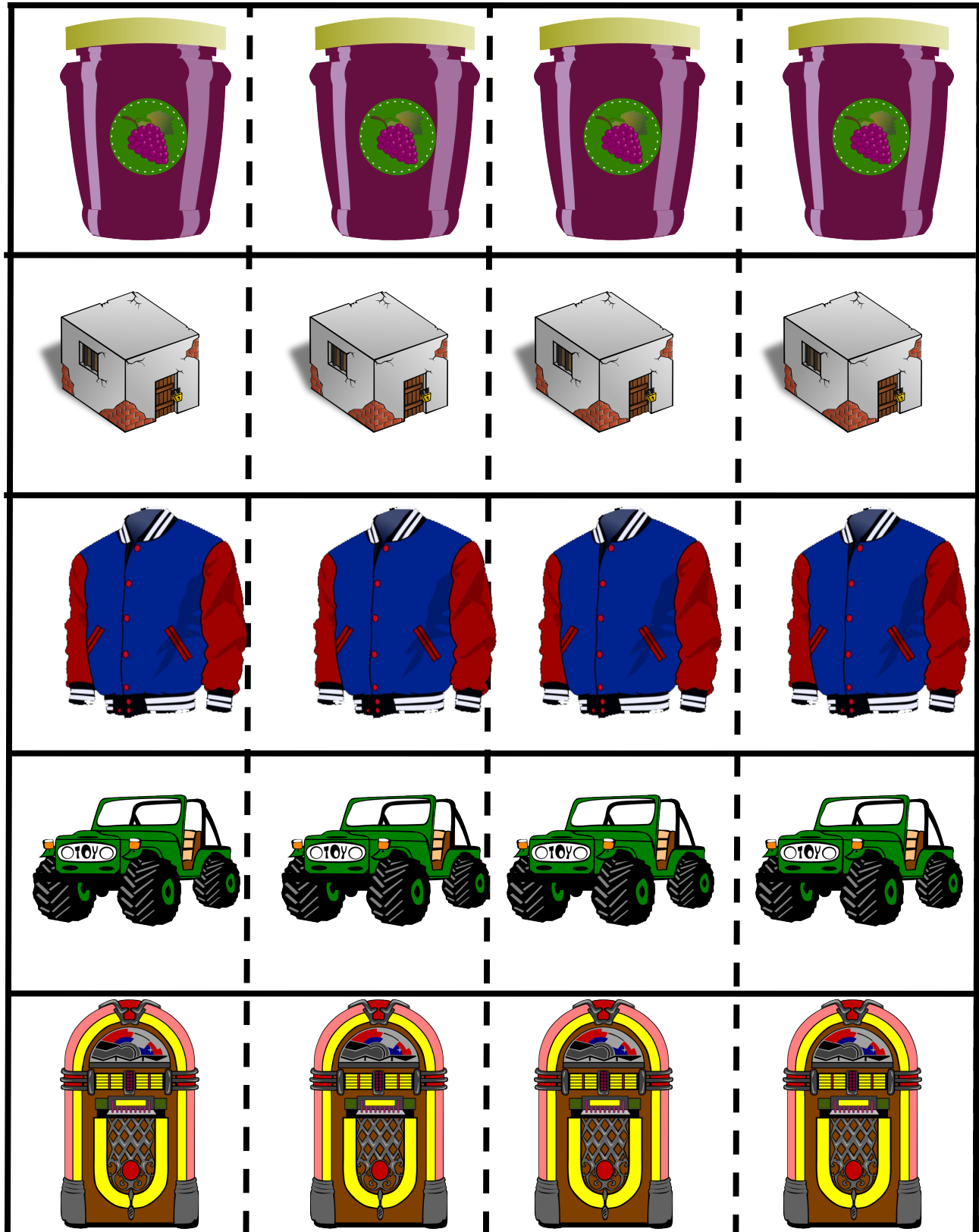
Matching Shapes

Point out qualities of various shapes. Align and paste shapes.








Cutting Practice

Parent: Cut into strips
at dark lines.
Child: Cut dotted line.




Align & Count

1	2	3	
1	2	3	
1	2	3	
1	2	3	
1	2	3	

Counting Jelly Beans

These can make a matching or memory game, or be used for counting.




Counting Jelly Beans

Print beans on one side and either tracing or printed numbers on the other side.

1	2	3	4
5	6	7	8
9	10	11	12
13	14	15	16
17	18	19	20

Counting Jelly Beans

These can make a matching or memory game, or be used for counting.



Counting Jelly Beans

Print beans on one side and either tracing or printed numbers on the other side.

21	22	23	24
25	26	27	28
29	30	31	32
33	34	35	36
37	38	39	40

Tracing Numbers

1	2	3	4
5	6	7	8
9	10	11	12
13	14	15	16
17	18	19	20

Tracing Numbers

21	22	23	24
25	26	27	28
29	30	31	32
33	34	35	36
37	38	39	40

Fill the Jar Game

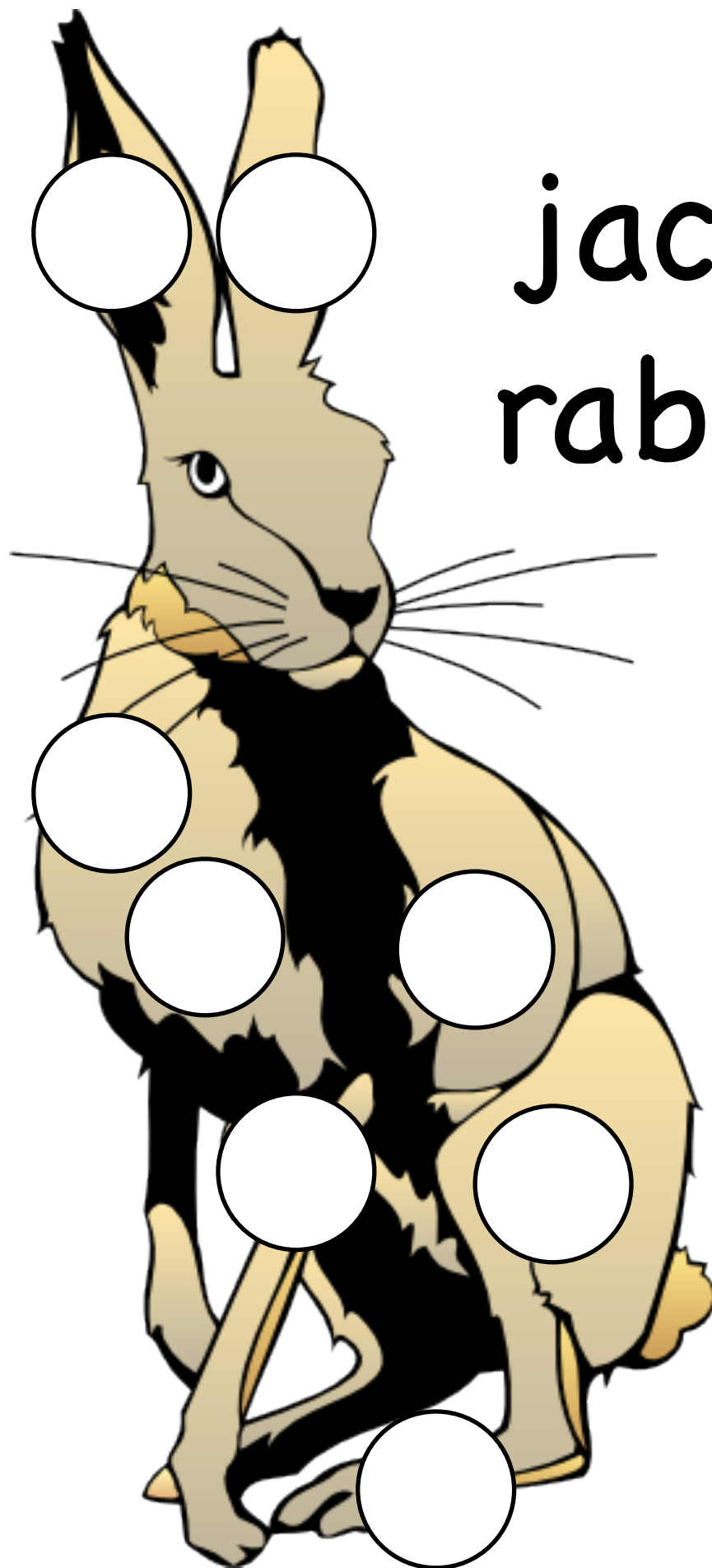


Fill the jar with jelly-beans and count how many fit in the jar.

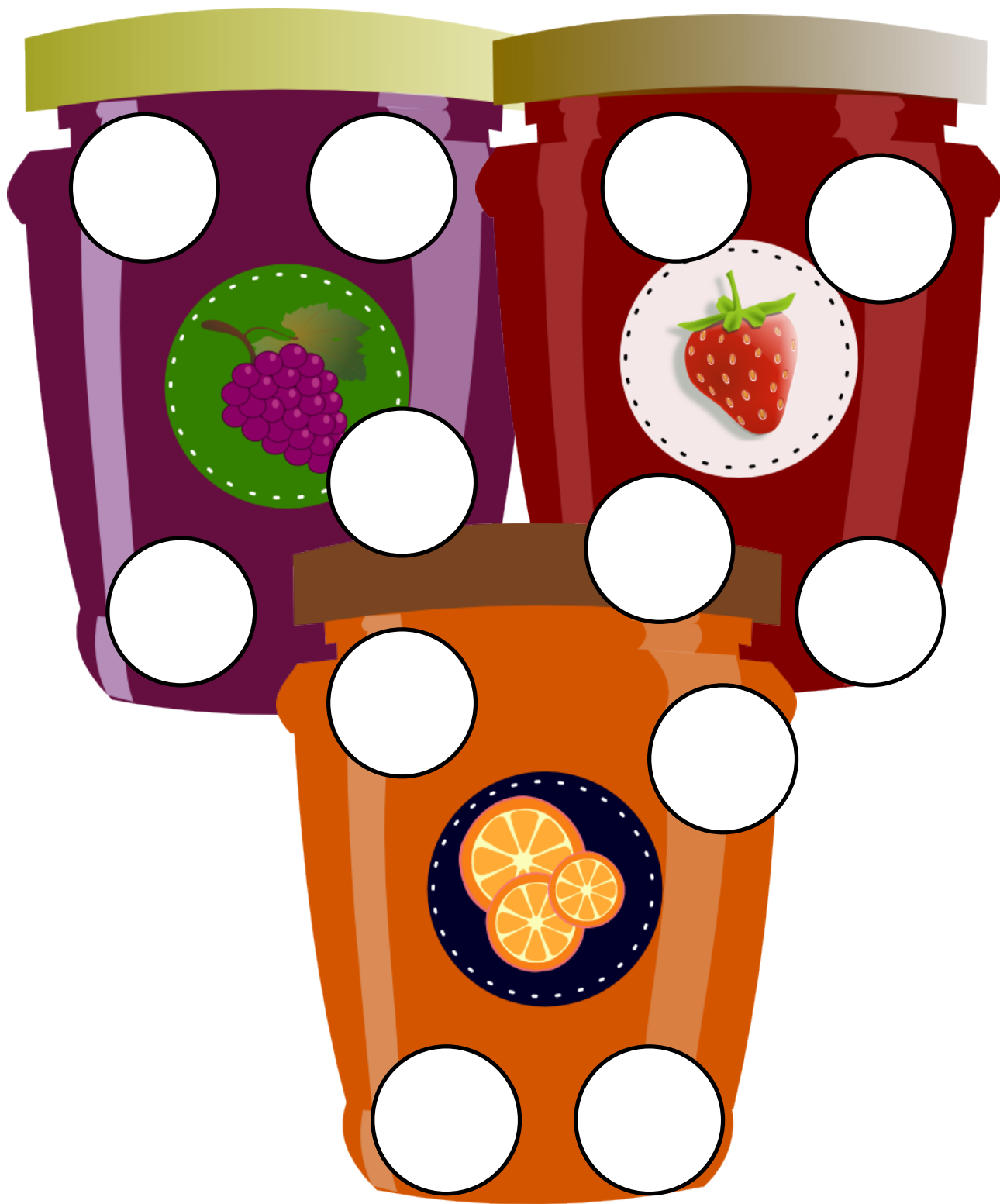
Letter “J” do-a-dot

HappyandBlessedHome.com


This is a great activity to complete with do-a-dot paints. You can also provide your child with stickers, pom-poms or some other small object to fill in the white circles.



jack-
rabbit

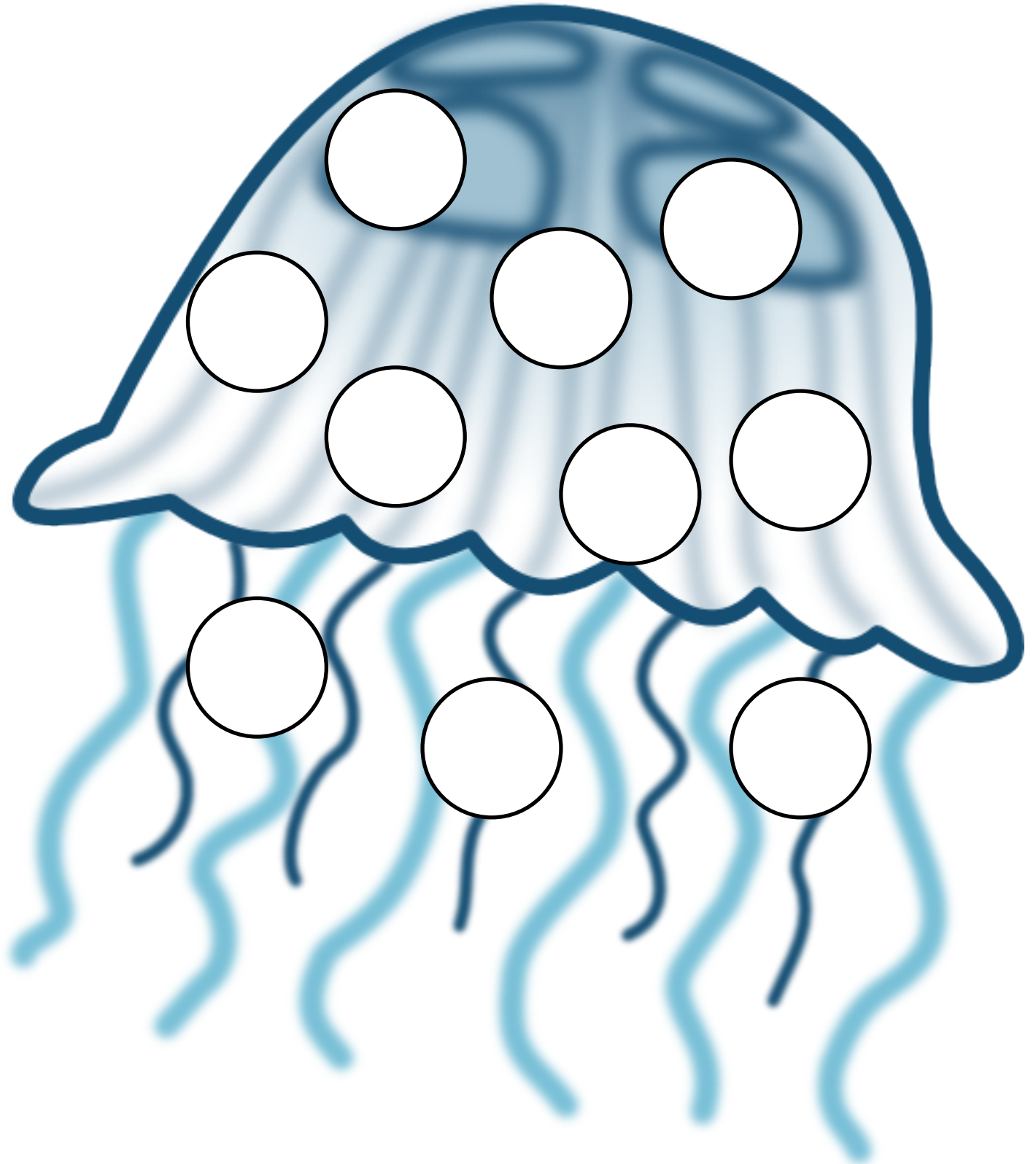


jelly and jam jars

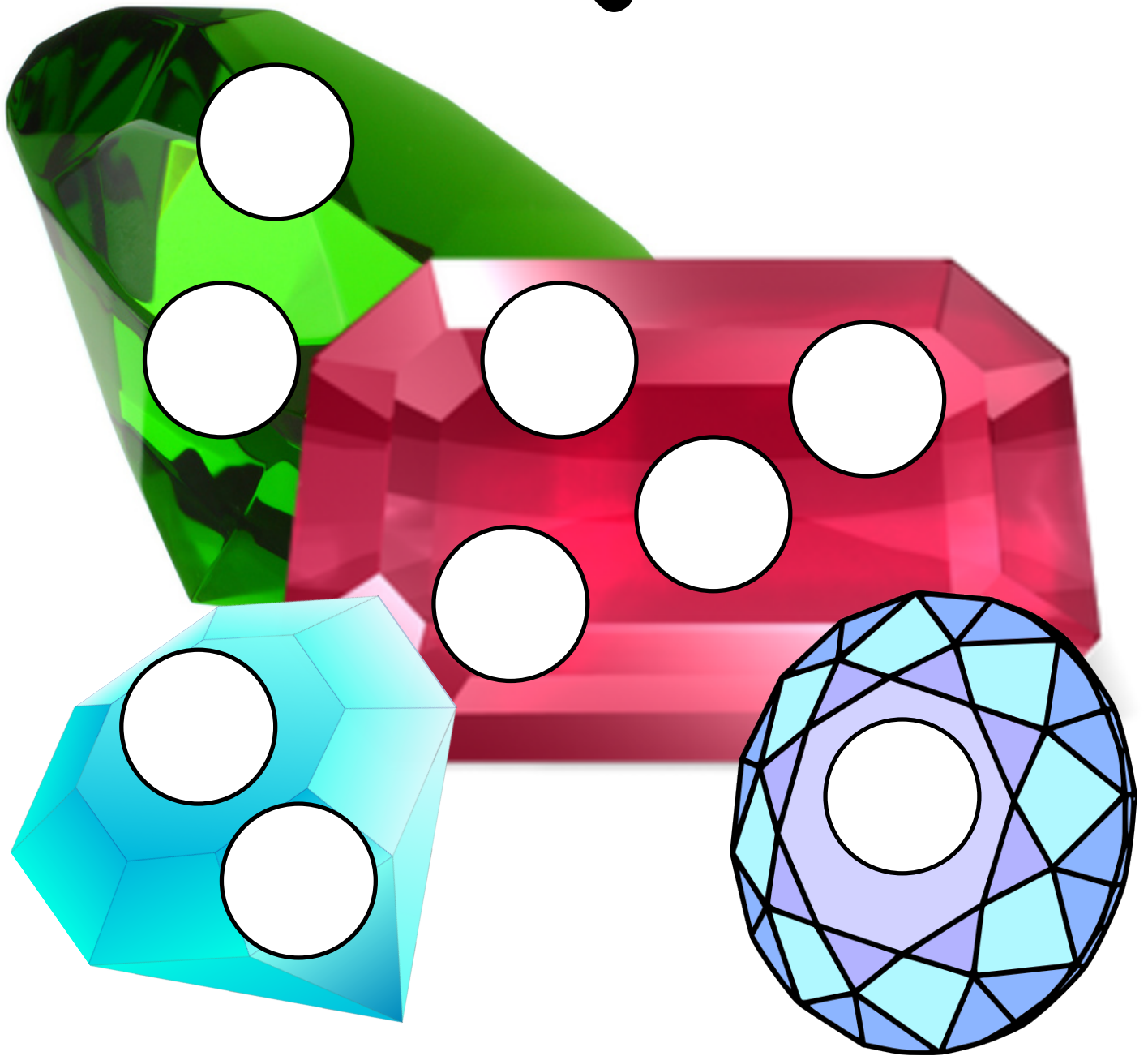



jelly-beans

jelly-fish



jewels





jukebox

Letter “J”

Dolch Sight Words

HappyandBlessedHome.com

jump

just

