

# Letter “C” Activities

Thank you for joining us in our alphabet study at  
[HappyandBlessedHome.com](http://HappyandBlessedHome.com)

Please feel free to download for personal use. This packet should not be copied nor posted on another website or blog. It should not be used for commercial purposes. If this packet is being used for personal use it is ok to copy. Otherwise, please do not copy without permission.

Thank you.

Visit [HappyandBlessedHome.com](http://HappyandBlessedHome.com) for **free printables** and **crafts for preschoolers, encouragement for moms, as well as great ideas for ways to have fun together as a family.**

32 Activities for Preschoolers Includes (pages: 44):

7 Coloring Pages

Trace the Path

5 Tracing Pages

Cotton Ball Craft

Caterpillar Craft

Cat Lace-Up Card

Cutting Practice

Align and Count

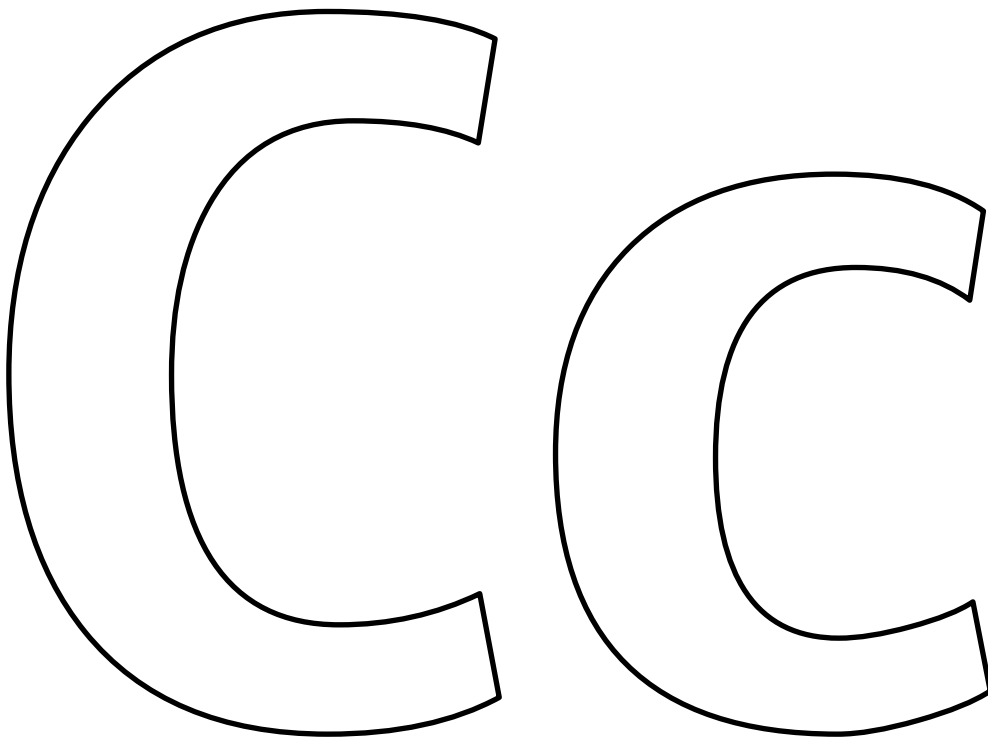
Counting and Organizing Cats


20 flashcards with short words that start in “c”

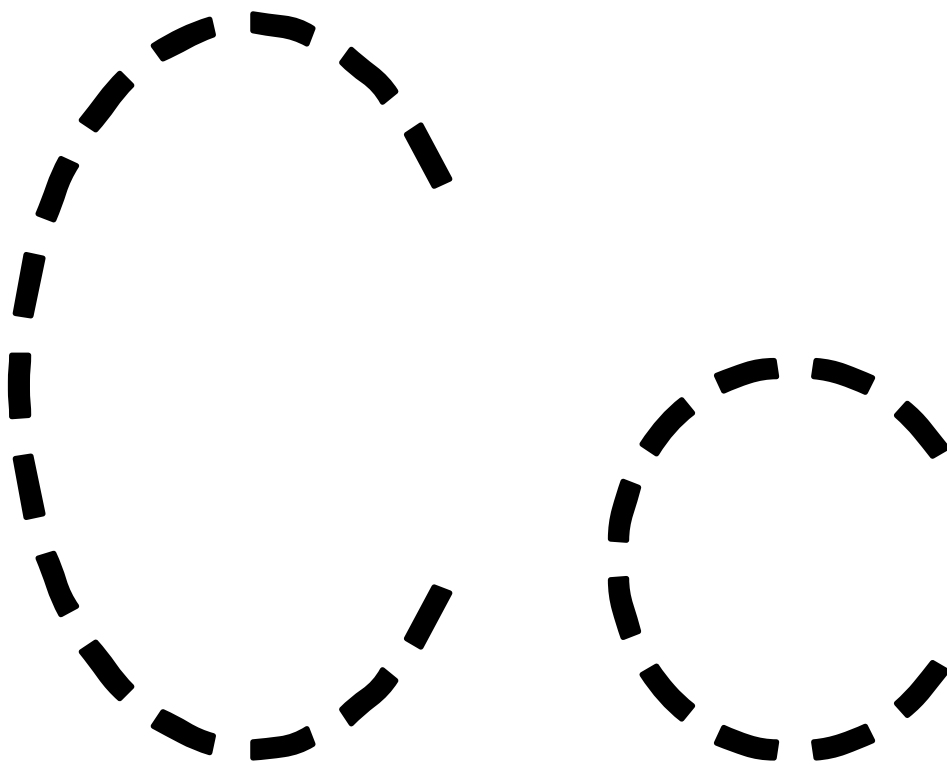
5 Activities based on the letter “C”

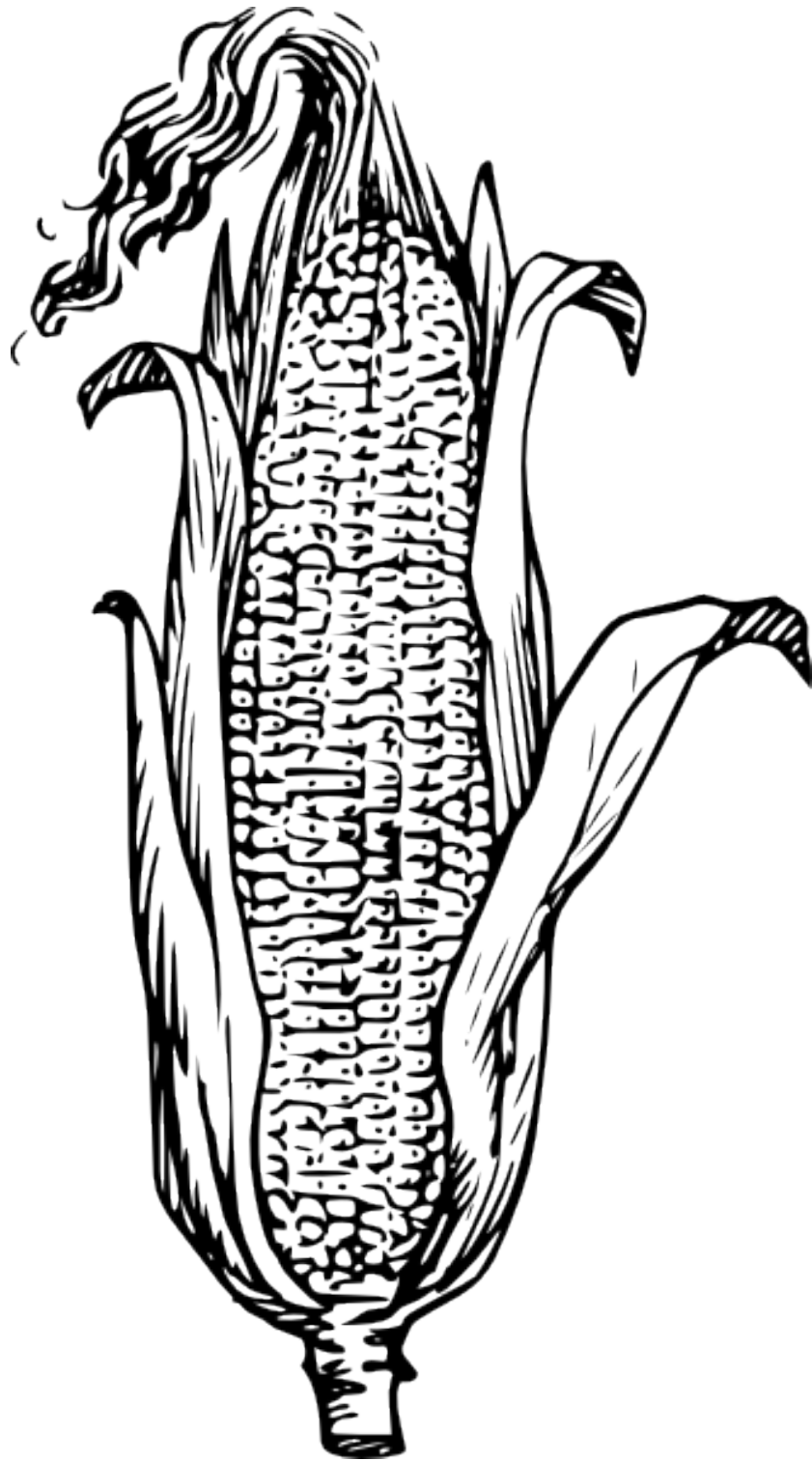
5 Do-a-dot Pages

Flashcards with letter “C” sight words










corn


[HappyandBlessedHome.com](http://HappyandBlessedHome.com)



car

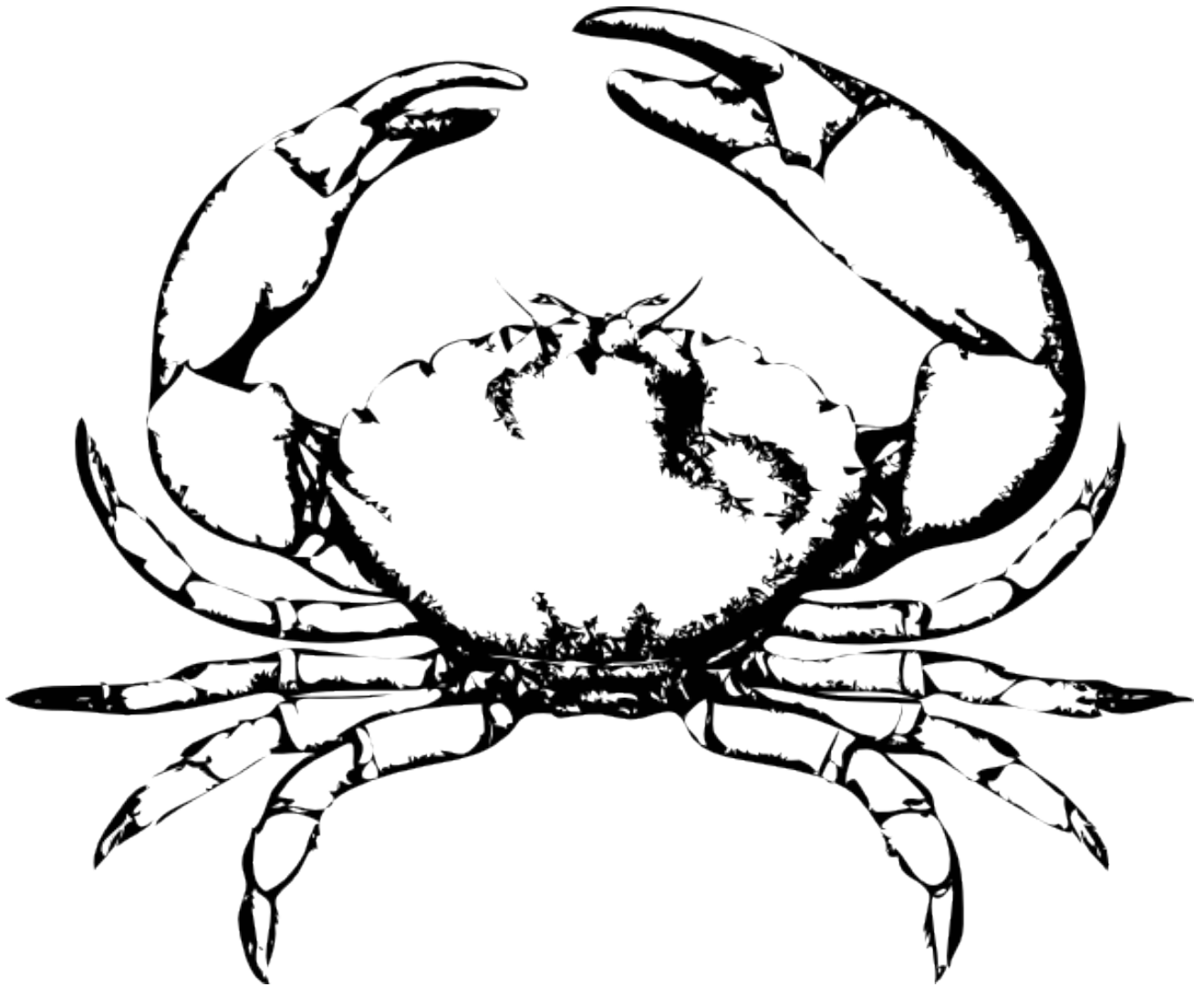


camp




cake









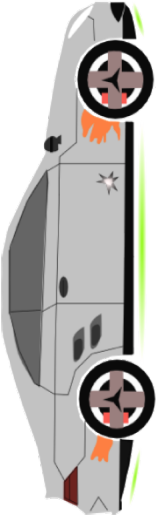







crab



cat

			
			<p>Trace the path.</p> 
			


# Letter “C” Flashcards

HappyandBlessedHome.com

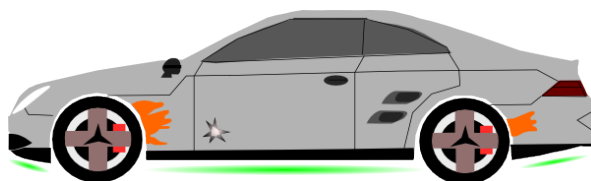
cap



cat



car




cow



cup



cage



cake




camp



cave



clam



coat




coin



comb




corn




crib




chalk



crab




crow



cotton



caterpillar






# Letter “C” Tracing Pages

HappyandBlessedHome.com

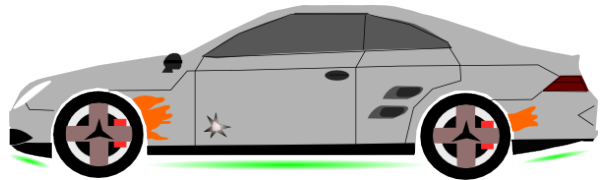
cap




cat



car




cow



cup



cage



cake




camp



cave



clam



coat




coin



comb




corn




crib




chalk



crab




crow



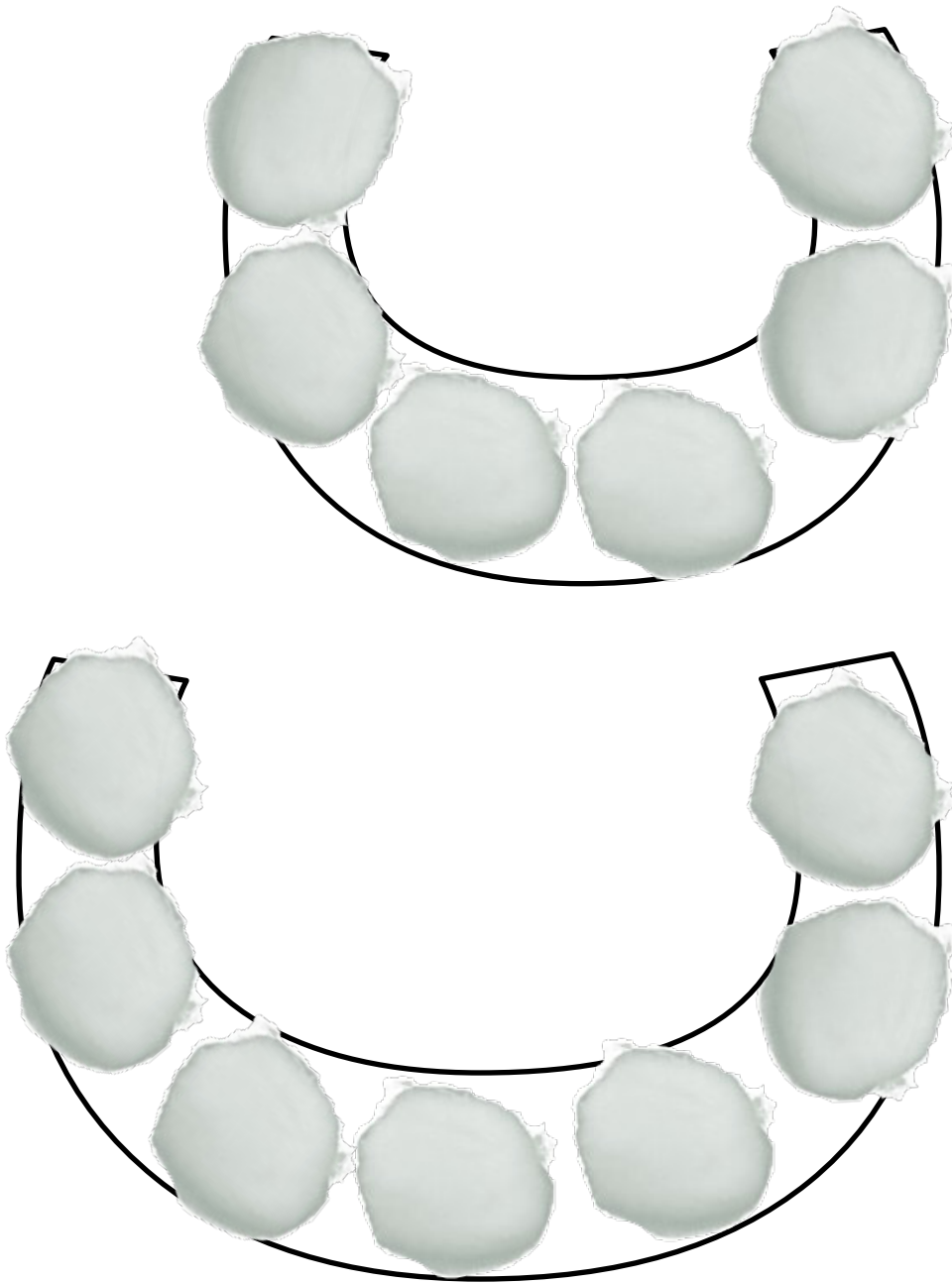
cotton




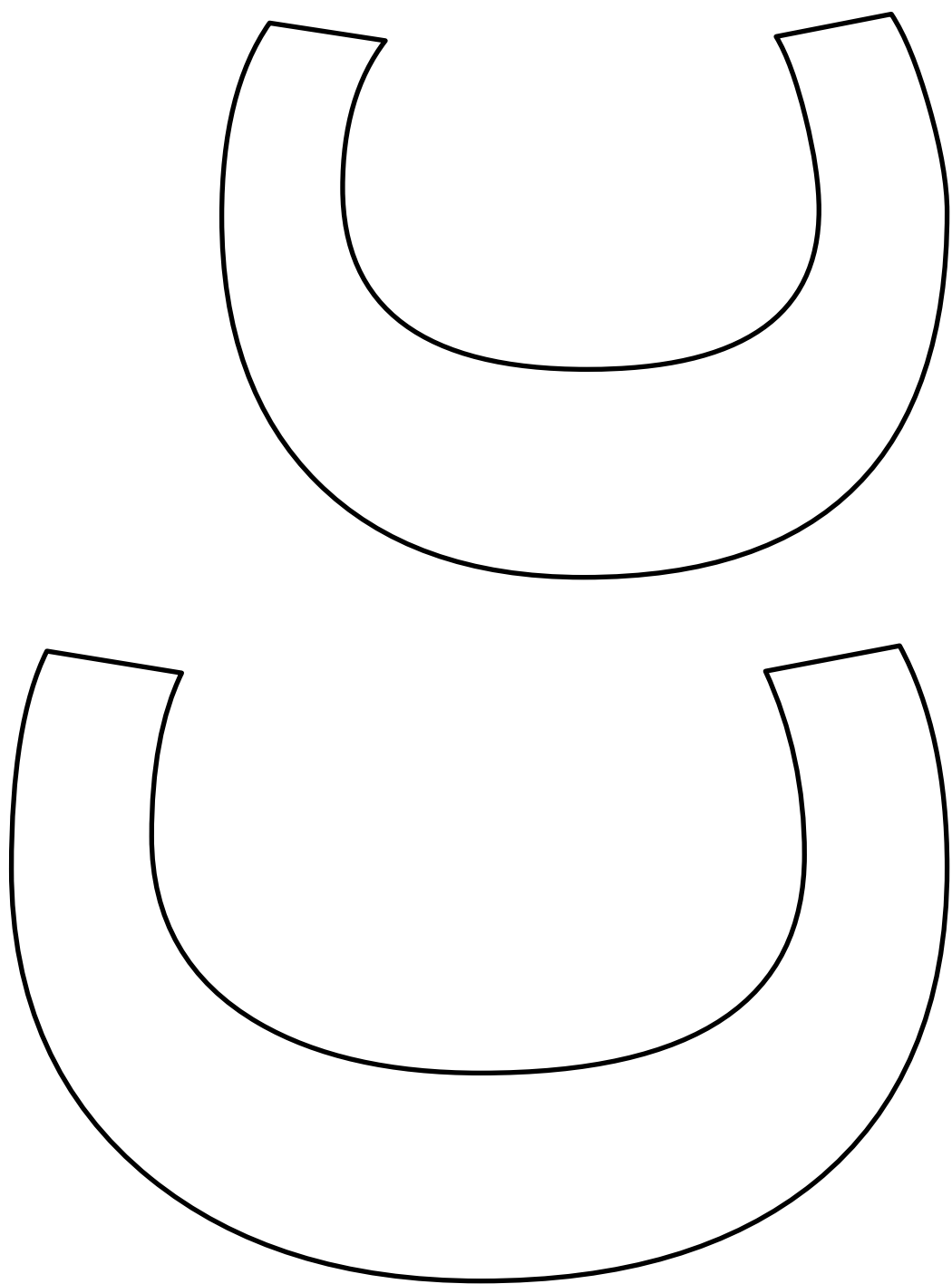
caterpillar



Make a “Cc” with cotton balls. You can use real cotton balls or cut out the cotton balls from these pages to create a craft.









# Caterpillar Craft

Print the B/W caterpillar on white cardstock or print several copies on different colored pieces of construction paper. Cut apart each of the segments of the caterpillar and see if your child can piece it back together like a puzzle. You can also number the pieces to help your child identify which piece comes next. You can use pipe cleaners for the antenna and feet. Google eyes for the eyes, puffy paint, and or glitter to decorate.




Image Source: <http://www.mycutegraphics.com>

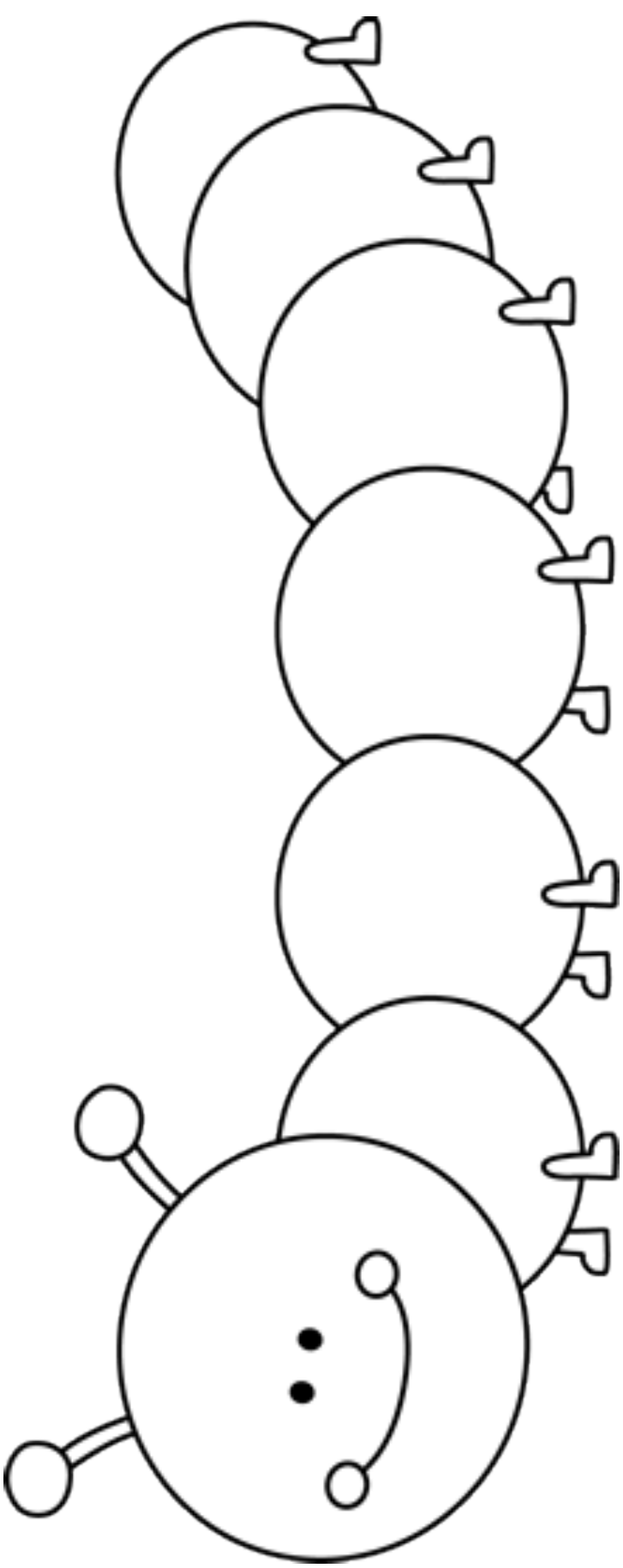



Image Source: <http://www.mycutegraphics.com>

# Cat Lace-up

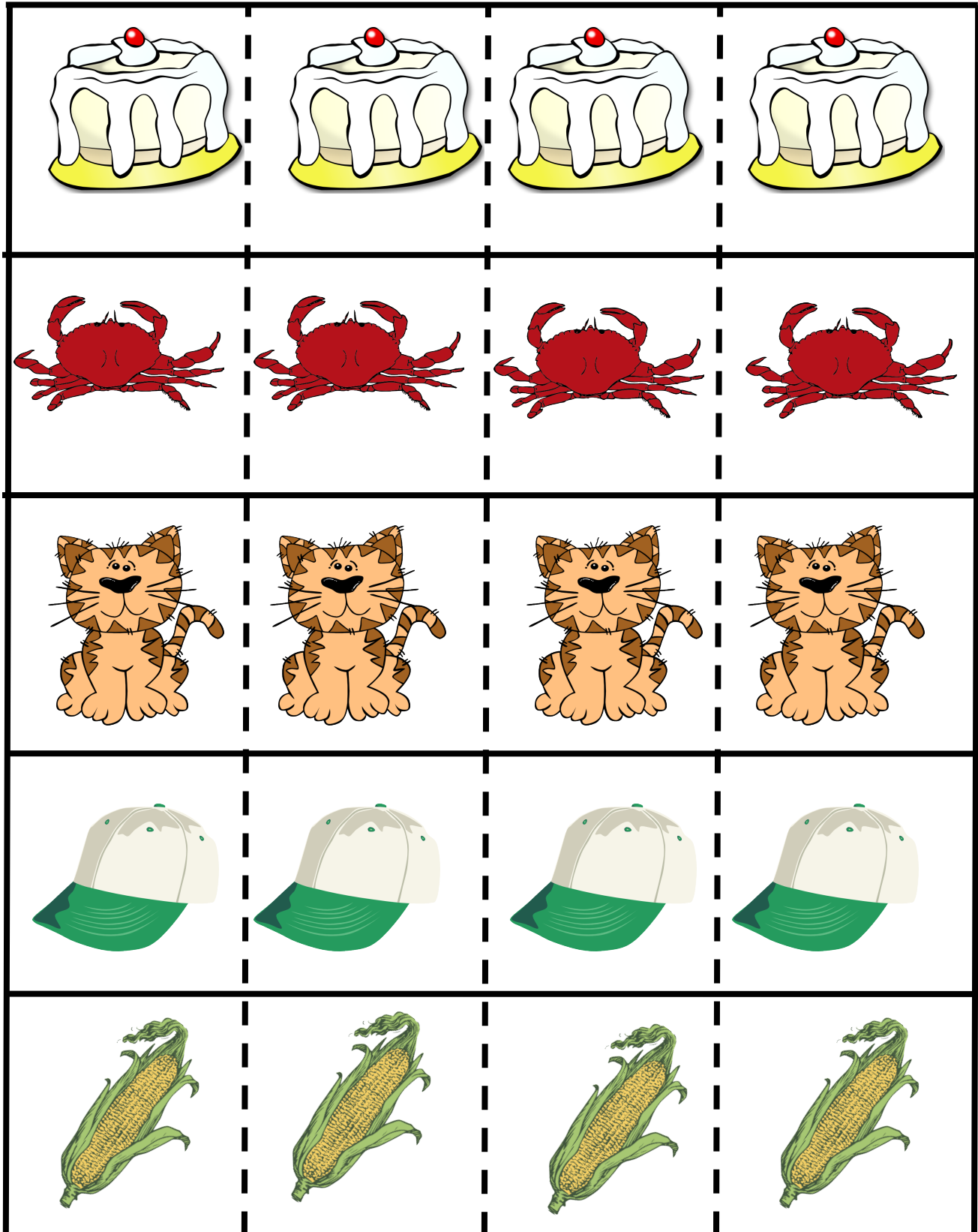
Print, laminate and cut out cat picture. Use hole punch to punch holes into circles near the edge of the cat.

The card can be used to practice lacing with a shoestring or piece of yarn.








# Cutting Practice

Parent: Cut into strips  
at dark lines.  
Child: Cut dotted line.




# Align & Count

1	2	3	
1	2	3	
1	2	3	
1	2	3	
1	2	3	

# Counting Cats

These cats can make a matching or memory game. Or be used for counting.



# Counting Cats

Print cats on one side and  
either tracing or printed  
numbers on the other side.

1	2	3	4
5	6	7	8
9	10	11	12
13	14	15	16
17	18	19	20

# Tracing Numbers

1	2	3	4
5	6	7	8
9	10	11	12
13	14	15	16
17	18	19	20



# Organize Cats

Sort and combine like cats.  
Use numbered boxes to  
organize and count cats

1	1	1	1
	2	2	2
		3	3
			4

# Organize Cats

This is a great exercise for teaching basic math like addition and subtraction.

1		1	
2		2	
3		3	
4		4	
5		5	

# Letter “C”

## Games and Activities

HappyandBlessedHome.com

1. Bake a cake and have your preschooler help you measure or stir the batter. If he/she is able, you can make cupcakes and have the child frost and decorate one of the cupcakes.
2. Race cars. Using masking or painter’s tape create a start and finish line and race cars.
3. Chalk. Using chalk create a race track on the sidewalk. You can also use chalk to create a game board or hop-scotch pattern.
4. Letter “C” food guessing game: get a cucumber, carrot, chip, cake, cauliflower, etc. Blindfold your child and have them guess which food they are touching. To help with reading, write out a card for each item and place it next to the food.
5. Color Scavenger Hunt. Get a book of construction paper. Tear off one piece in each color and have your child gather all the toys, crayons, markers, etc. in that color and place them on or near the construction paper. You can do one color or several. To help with reading, write the color on the construction paper.

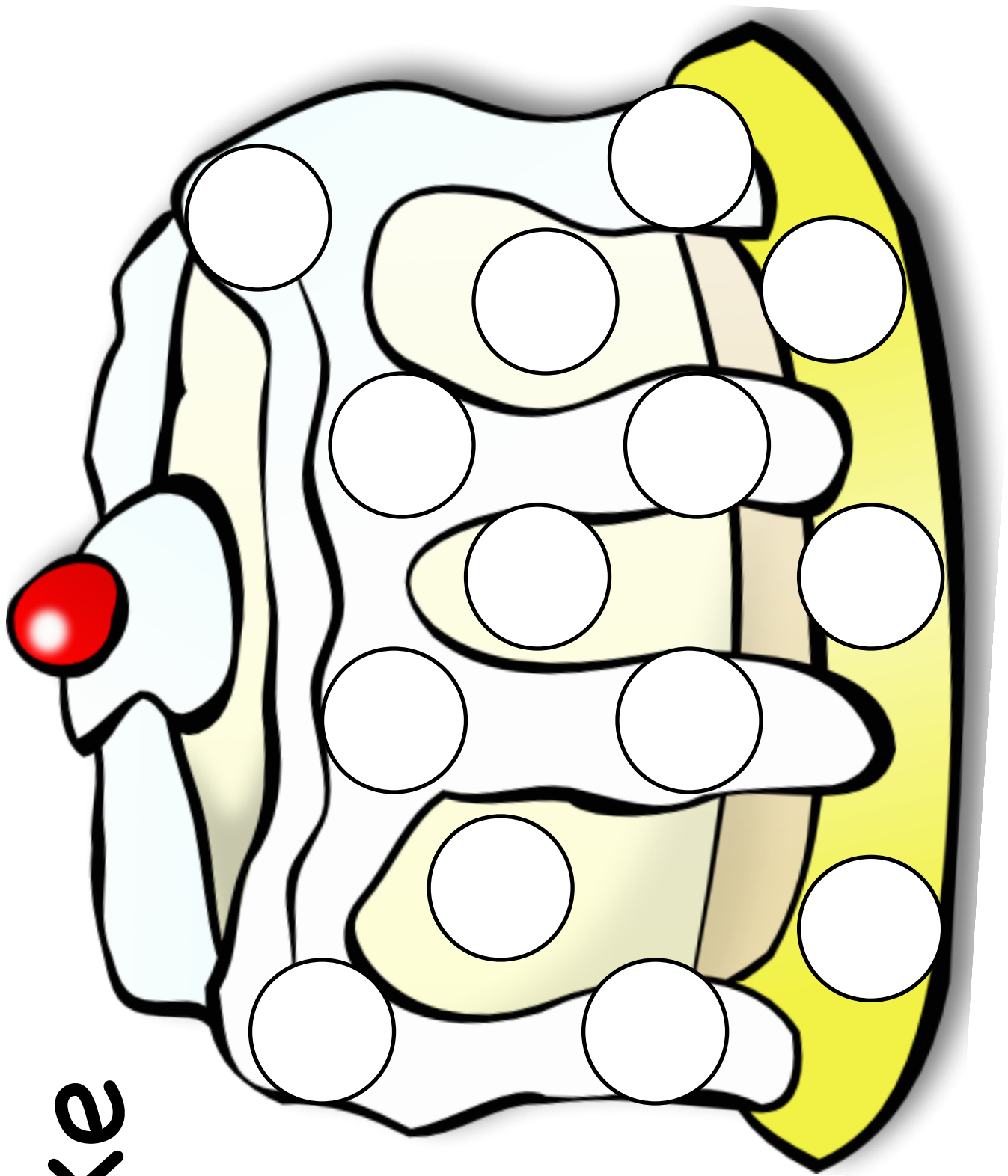
[HappyandBlessedHome.com](http://HappyandBlessedHome.com)

# Letter “C” do-a-dot

HappyandBlessedHome.com

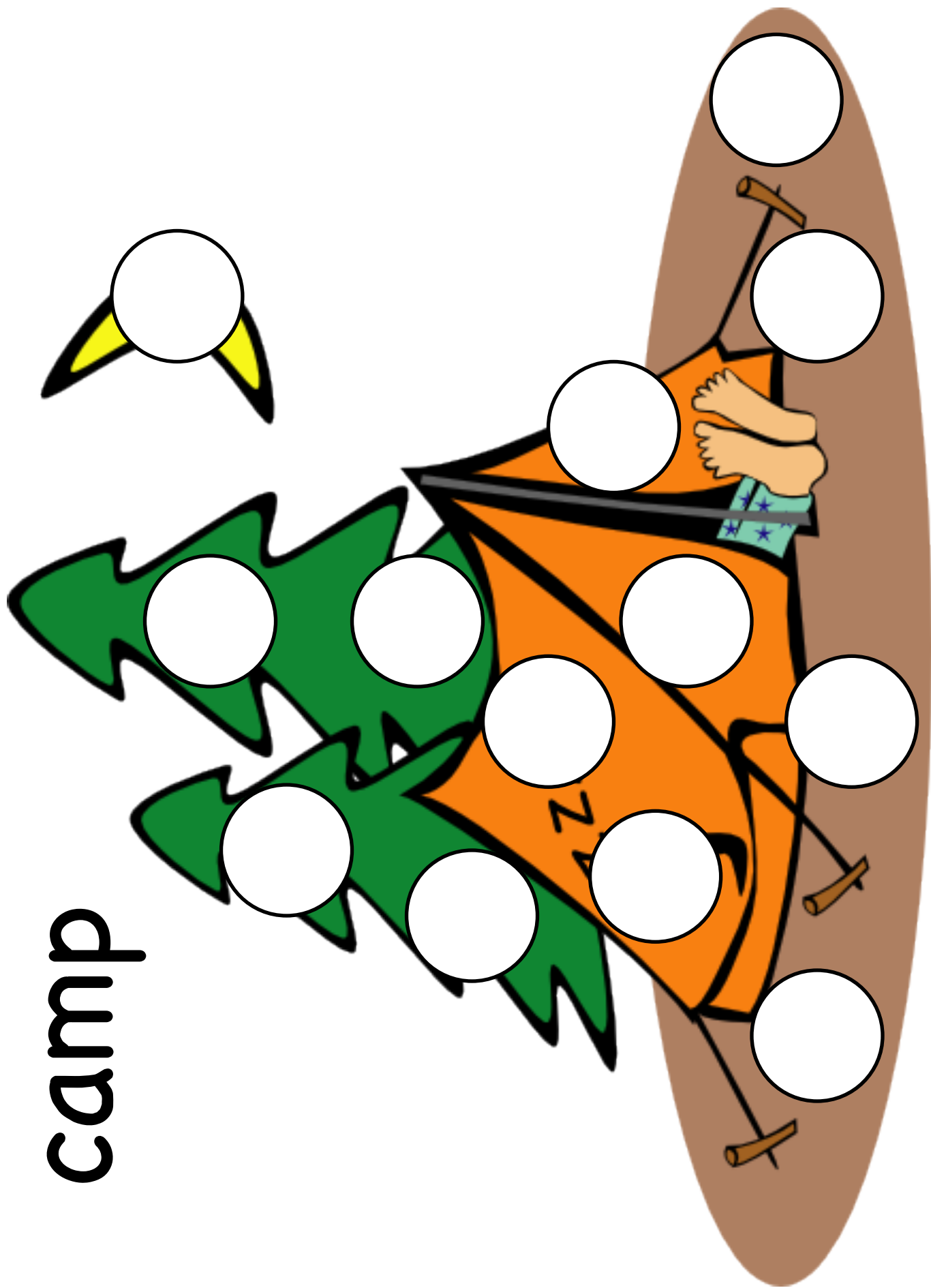
This is a great activity to complete with do-a-dot paints. You can also provide your child with stickers, pom-poms or some other small object to fill in the white circles.


[HappyandBlessedHome.com](http://HappyandBlessedHome.com)




cake

camp






crab



cat





cookie

# Letter “C”

## Dolch Sight Words

HappyandBlessedHome.com

can

car

cat

cut

cake

call

came

coat

cold

come

corn

cow

carry

chair

clean

could

chicken

children

Christmas