

# VISUAL MONTESSORI™



preschool learning curriculum

MONICA PRUETT



# VISUAL MONTESSORI™

## Lesson Plans for Letters A-Z with Resources

About the author: Monica Pruett is an author and blogger at [HappyandBlessedHome.com](http://HappyandBlessedHome.com). She's the mother of two adorable boys and is married to her best friend Jimmy. Her passion is to be an encouragement to moms and she publishes **free printables** and **crafts for preschoolers**, **lifestyle tips for moms**, and ideas for having **fun together as a family**. She truly enjoys connecting with others and sharing what she is learning in the areas of mothering, parenting, discipleship, and marriage.

If you enjoy this planning guide, you should visit [HappyandBlessedHome.com](http://HappyandBlessedHome.com). There you'll find free printables as well as free games and ideas for teaching young **children and preschoolers**, encouraging words for moms, **easy recipes**, party tips, as well as great ideas for ways to have fun together as a family.

You are welcome to use short excerpts of this book for review or critique purposes. For more information and other queries, contact Monica Pruett at [HappyandBlessedHome.com](http://HappyandBlessedHome.com) via her "[Contact Me](#)" page.

No part of this document or the related files may be reproduced or transmitted in any form, by any means (electronic, photocopying, recording, or otherwise) without the prior written permission of the author, except in the case of brief quotations embodied in reviews, excerpts and images made available for promotional uses, and certain other noncommercial uses permitted by copyright law. The contents of this document and the related files may not be sold or redistributed in any manner.

The website addresses recommended throughout this book are offered as a resource. These websites are not intended in any way to be, or imply an endorsement on the part of the author, editors or reviewers of this book, nor does the author vouch for their content. Some of the links provided herein are affiliate links. You can show your support of the author by using these links. The author receives a small commission whenever these links are used.

## Introduction

As a first time mom with two children under the age of two, I was in search of learning activities for my children online. I would often look at Pinterest or Google and find all sorts of activities for crafts, messy play, and free printables. But there did not seem to be any structure to the activities.

## I wanted to know the “Why?”

Why were some activities being included in a preschool learning curriculum while others were not?

What sorts of activities were preschoolers *in paid preschool programs* experiencing and *how could I recreate that experience at home?*

## Research Based Preschool Learning

I did some research. A woman and physician named **Maria Montessori** devoted her life's work to studying childhood development.

**She observed thousands of children over the course of many decades and found that from the ages of 18 months through age six, children are sensitive to learning certain skills at certain ages — when learning is most naturally absorbed and internalized.**

There are **windows for learning**. It doesn't mean a child can't learn at an older age, but there are ideal ages when it is best to introduce age appropriate materials and activities when the child has the greatest propensity to learn.

Photo Source: [Wikipedia](#)





## Preschool at Home

With this new information, I now knew how to select age appropriate activities and create a balanced curriculum. By introducing activities to my preschooler during the age appropriate windows of learning, I was able to help him develop skills like tracing a line, identifying shapes, and solving puzzles. As he became better at certain skills, I could introduce new activities, and help him progress in his learning.

## What Visual Montessori™ is NOT

Visual Montessori™ is NOT screen time entertainment. I believe educational programming has its place, but Visual Montessori™ is a hands-on teaching and learning experience for both the caretaker and the child. The program capitalizes on learning through guided play and exposure to planned activities.

As a preschooler grows and matures, there are some activities they can complete independently. But in the beginning, many of the activities will require the teacher to work with the child to show the child where to start.

## The POWER behind Visual Montessori™

Visual Montessori™ is a visual learning and teaching method based upon the 12 sensitive periods as outlined in Montessori. Why is it called visual? A major feature of this method is the arrangement of course materials in drawers. By planning out weekly preschool activities and loading them into drawers, a mom or caretaker can quickly see if all 12 sensitive periods are planned for during that week. This helps the “teacher” (mom or caretaker) plan a learning curriculum with balance, a purpose and a plan.

## Why Montessori?

A Montessori preschool teacher thoughtfully prepares a classroom environment with materials and activities that entice her students to learn. She may guide her students to new lessons and challenges, but it is the child’s interaction with what the environment has to offer that enables learning to occur.





This course and preschool curriculum enables caretakers to create a structured but flexible preschool learning environment at home that covers all 12 sensitive periods for learning as outlined in Montessori.

## **A Program that Works for Stay-at-Home Caretakers**

This program was developed with the stay at home mom, or non-Montessori trained caretaker in mind.

With a [premium or ultimate membership](#), subscribers will have everything they need to cover all 12 sensitive periods as outlined in Montessori including videos, a weekly planner, Montessori cart labels, lesson plans for every letter of the alphabet, and over 1300 pages of printables with over 800 activities designed for guided play and learning.

Visual Montessori™ is easy follow. Each week, [premium or ultimate members](#) can watch an 8-10 minute video that will walk them through the planed preschool learning activities for that week. Every week there are activities for each of the 12 sensitive periods including character, order, spatial, language, music, math, movement, senses, reading, writing, and toileting. To accompany the video, a lesson plan for the week with a resource guide is also provided to subscribers. The lesson plan details each of the activities and creates a way for the teacher to track completed activities to ensure that all 12 sensitive periods are covered within a given week. The instructor can also make adjustments based upon the age and maturity of the preschooler.

## **All You Need: Printables, Household Objects, Items from your Kitchen, and Toys**

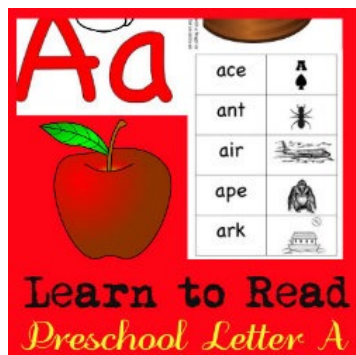
Since over 1300 pages of printables are included in this program for [paid subscribers](#)— to set up this preschool at home, a parent or caretaker needs only a few items in addition to the coursework provided. The lesson plans and activities are designed with the at-home classroom environment in mind and incorporates things like: household objects, toys, books, and things from the kitchen pantry to teach preschoolers.

## **Together with Your Preschooler**

Watching a child's eyes light up with discovery has its own great rewards. Seeing a preschooler grasp a new concept or explore a new learning frontier is exciting not only for the child but for the teacher as well.

Children are only young for such a short while. The window is not only for the child but for the caretaker as well. Why not explore the discovery of childhood together with your preschooler? Visual Montessori™ will show you the way.

# Visual Montessori: Lesson Plans for Letters A-Z with Resources



## Step 1: Watch the Video.

In the first video I will walk you through the Letter “A”. By watching the video you can see how to load a cart to plan your preschool curriculum at home. Link:

<http://www.happyandblessedhome.com/letter-a-unit/>



## Step 4: Set a routine.

Children thrive upon routine. Try to have set times of day and days of the week to conduct your preschool at home. Follow through and track your progress on the planning charts provided.



## Step 2: Plan Ahead.

You will need to gather materials and print printables before you start. Use this guide to order the things you need online.

Printables at TeachersPayTeachers:  
<https://www.teacherspayteachers.com/>



## Step 5: Chart your progress.

Using the enclosed planning charts, chart your progress. Try to order things you need one week ahead of time. Print printables and add materials to the cart at least one day before you start.



## Step 3: Set up a learning area.

Use a table and chair that fit the preschooler. Create a sense of ownership for their work - a “completed” basket or folder.



## Step 6: Get connected.

Join us on Facebook! Link:  
<https://www.facebook.com/HappyAndBlessedHome>

You can also start your own mom’s group. Just make sure everyone registers individually.

WEEKLY PRESCHOOL PLAN - WEEK OF: \_\_\_\_/\_\_\_\_/\_\_\_\_  
Plan for two to three learning areas per day. You can plan ahead or

Add the date you start the Letter Unit Study. Give yourself a week to cover all 12 sensitive learning areas.

Category	Activity	Monday	Tuesday	Wednesday	Thursday	Friday	Saturday	Sunday
Character	Book: "The Children's Discovery Bible" or similar book			10-10:30 AM				
Order	Alphabet Board - puzzle that includes letter sounds				✓			
Spatial	Alphabet Board - puzzle that includes letter sounds							
Language	Flashcards for short words start in A. Short words that in A and sight words.					Out of Town		✓
Math	Melissa & Doug shape sort and stacking puzzle.						✓	
Movement	Airplanes, army men, or other small toys that start with "A".	9-9:30 AM				Highlight areas or days when you know you will not have time to preschool at home.		
Music	Favorite CD or musical toy.		✓					
Reading	Books: Bob & Larry's ABCs, Animals Around the World,		2-2:30 PM					
Senses	Apple sensory play - taste and smell apple samples.							✓
Small Objects	Melissa & Doug shape sort and stacking puzzle.						✓	
Writing	Alphabet Printables - Use letter A tracing pages.			11-11:30 AM				
Toileting	Toileting (hygiene & cleanliness) is a daily activity and should be practiced at every opportunity.							

Over the course of a week, aim to spend at least 1/2 an hour on each of the 12 sensitive areas. You can go in any order. You can opt to just "check off" an activity once it's covered or plan ahead and fill in dates and times.

Activities listed are a great starting point. If you have time, expand the activity to include even more learning.



WEEKLY PRESCHOOL PLAN - WEEK OF: \_\_\_\_/\_\_\_\_/\_\_\_\_

Plan for two to three learning areas per day. You can plan ahead or mark as you go.

Category	Activity	Monday	Tuesday	Wednesday	Thursday	Friday	Saturday	Sunday
Character								
Order								
Spatial								
Language								
Math								
Movement								
Music								
Reading								
Senses								
Small Objects								
Writing								
Toileting	Toileting (hygiene & cleanliness) is a daily activity and should be practiced at every opportunity.							


WEEKLY PRESCHOOL PLAN – WEEK OF: \_\_\_\_/\_\_\_\_/\_\_\_\_

Plan for two to three learning areas per day. You can plan ahead or mark as you go.



Category	Activity	Monday	Tuesday	Wednesday	Thursday	Friday	Saturday	Sunday
Character	Book: “Firebird” a book on perseverance.							
Order	Align and Count activity. Organize. “Five Little Speckled Frogs” book.							
Spatial	Getting kids to align printables. Use “Let’s go Fishing” Game.							
Language	Letter F printables w flash cards to create games & find words in books.							
Math	Counting, matching, sorting. CDs like subtraction songs.							
Movement	Carson Dellosa dice filled with printables from letter F pack. Flap, find, and fun!							
Music	Math Songs on CD. Look up a Flute on YouTube.							
Reading	The Fix it Kid (Leap Reader), Sally in the Forest, I’m a Frog, There Was an Old Lady who ... a Fly							
Senses	Flowers are a great sensory activity for smell, touch and feel.							
Small Objects	Football and Flower lace up cards. Also look up “Family Faces” activity.							
Writing	Lower Case write on wipe off spiral book - practice writing.							
Toileting	Toileting (hygiene & cleanliness) is a daily activity and should be practiced at every opportunity.							


# Letter F Planning Guide and Resources



## Character Book: Firebird - He Lived for the Sunshine

Amazon Link: <http://amzn.to/2a663iM>

An encouraging book for children. This story teaches a young bird that we need to weather life's storms to truly enjoy the sunshine.



## Math: Subtraction Songs

Amazon Link: <http://amzn.to/2a9AWU1>

This CD can be played while children are playing with play doh, dolls, or cars and trucks. Just hearing the music will help children memorize their subtraction tables and help them solve future math problems.



## Order: Letter "F" Printables

Organize cards from the "F" printable pack Happy and Blessed Home on TeachersPayTeachers.com Link:

[Letter F Printables](#)

Puzzles and cutting practice. Plus, align and count activities.

## Let's Go Fisn' Game

Amazon Link: <http://amzn.to/29Tg1Wx>

Catch the fish as they spin. Return them to the "water" for order and spatial learning fun!



## Spatial: Letter "F" Printables

Puzzles and cutting practice. Plus, align and count activities. [Letter F Printables](#)

## Language: Letter "F" Printables

Each printable pack has flashcards with sight/short words. Find words in books and secure with blue tack. [Letter F Printables](#)

Blue Tack on Amazon: <http://amzn.to/2aawISi>



## Movement: Beginning Language Roll and Learn Pocket Cubes

Amazon Link: <http://amzn.to/2a50Jcc>

- 2 durable 4" pocket cubes
- 4 two-sided learning cards
- Resource guide
- Picture and word matching, alphabetical order and initial sounds
- Compound words and long and short vowels

## Music: Hidden in My Heart CD

Amazon Link: <http://amzn.to/2b3r6nb>

A soothing CD set to instrumental music and peace-filled voices singing lullabies. Perfect calming music for bed time.



# Letter F Planning Guide and Resources



## Reading: Leap Frog Leap Reader Learn to Read Volume 1 - includes 8 books including "The Fix it Kid"

Amazon Link: <http://amzn.to/2a62qJE>  
Leap Frog has developed an amazing set of books that can be read by a talking pen or "tag" puppy. Teach kids to read independently with these tools or enjoy these stories as "read aloud" books.

Leap Reader Pen: <http://amzn.to/2b8hRPG>



## Small Objects: Lace up Card

Select either a football or a flower lace up card from the printable Letter "F" pack. See Happy and Blessed Home on TeachersPayTeachers.com Link: [Letter F Printables](http://www.teacherspayteachers.com/Product/Letter-F-Printables)



## Reading: Recommended Books

### Sally in the Forest

Amazon Link: <http://amzn.to/2aaybT9>

### I'm a Frog

Amazon Link: <http://amzn.to/2a63qNX>

### There Was an Old Lady who Swallowed a Fly

Amazon Link: <http://amzn.to/2a63xJu>

### Five Little Speckled Frogs (great for "order")

Amazon Link: <http://amzn.to/2b3AfvU>



## Small Objects: All About My Family Book Craft

Parents, grandparents and children alike will love creating this "All About My Family" book craft. Using yarn, glue, google eyes, markers, glitter and more, children can create a keepsake family book, parents can treasure forever. Check out the book craft here: <http://bit.ly/BookCraft>.



## Senses: Flowers

Smell and touch flowers to create a sensory activity. Always test for allergies before starting a new sensory activity.



## Writing: Mead Letter Stories - Lower Case Letters

Amazon Link: <http://amzn.to/2a3CaNE>

- Teaches proper lowercase letter formation & alignment of letters on lined paper
- prevents letter reversals
- develops pencil control
- 45 activity sheets developed & tested by handwriting experts

## **TERMS and CONDITIONS**

All rights reserved. No part of this packet may be reproduced, stored in a retrieval system, or transmitted in any form by any means - electronic, mechanical, photo-copied, recorded, or otherwise - without prior permission of the publisher, except as provided by copyright law.

### **Graphics used in this pack by permission.**

Even if this product was made available to you at NO CHARGE, you are bound to abide by copyright law and my terms of use.

You are permitted to use this file for personal or single classroom use only (single classroom includes 5 preschoolers - additional license is required for more than 5 preschoolers - contact me via Facebook with questions - link below). You may download the file to your own computer and print it for use with up to 5 preschoolers under the original license.

- Please DO NOT edit or share the file.
- DO NOT store these on any product, forum, or other online venue.
- DO NOT present this file as your own creation.
- DO NOT resell or distribute to other people.

If you would like to share this file with others, please share the store link and not the direct download link.

### **Questions or concerns?**

Contact me on Facebook at: <https://www.facebook.com/HappyAndBlessedHome/>.

### **Terms of Use**

#### **1. Terms**

Your access to and use is subject exclusively to these Terms and Conditions. You will not use this product for any purpose that is unlawful or prohibited by these Terms and Conditions. By using this product you are fully accepting the terms, conditions and disclaimers contained in this notice. If you do not accept these Terms and Conditions you must immediately stop using this product.

#### **2. Copyright**

2.1 All copyright, trade marks and all other intellectual property rights in the Product and its content (including without limitation design, text, graphics are owned by or licensed to HappyandBlessedHome.com or otherwise used by HappyandBlessedHome.com as permitted by law.

2.2 In accessing the product you agree that you will access the content solely for your personal, non-commercial use. None of the content may be downloaded, copied, reproduced, transmitted, stored, sold or distributed without the prior written consent of the copyright holder. This excludes the downloading, copying and/or printing of pages of the product for personal, non-commercial home use or single classroom use only.

#### **3. Use License**

1. Permission is granted to temporarily download one copy of the materials (information or software) for personal, non-commercial transitory viewing only. This is the grant of a license, not a transfer of title, and under this license you may not:

- modify or copy the materials;
- use the materials for any commercial purpose, or for any public display (commercial or non-commercial);
- attempt to decompile or reverse engineer any software contained on the HappyandBlessedHome.com web site;
- remove any copyright or other proprietary notations from the materials; or
- transfer the materials to another person or “mirror” the materials on any other server.

2. This license shall automatically terminate if you violate any of these restrictions and may be terminated by HappyandBlessedHome.com at any time. Upon terminating your viewing of these materials or upon the termination of this license, you must destroy any downloaded materials in your possession whether in electronic or printed format.

### **3. Disclaimers and Limitation of Liability**

3.1 The product is provided on an AS IS and AS AVAILABLE basis without any representation or endorsement made and without warranty of any kind whether express or implied, including but not limited to the implied warranties of satisfactory quality, fitness for a particular purpose, non-infringement, compatibility, security and accuracy.

3.2 To the extent permitted by law, HappyandBlessedHome.com will not be liable for any indirect or consequential loss or damage whatever (including without limitation loss of business, opportunity, data, profits) arising out of or in connection with the use of the product.

3.3 Nothing in these Terms and Conditions shall be construed so as to exclude or limit the liability of HappyandBlessedHome.com for death or personal injury as a result of the negligence of HappyandBlessedHome.com or that of its employees or agents. In no event shall HappyandBlessedHome.com or its suppliers be liable for any damages (including, without limitation, damages for loss of data or profit, or due to business interruption,) arising out of the use or inability to use the materials on the HappyandBlessedHome.com Internet site, even if HappyandBlessedHome.com or an authorized representative has been notified orally or in writing of the possibility of such damage. Because some jurisdictions do not allow limitations on implied warranties, or limitations of liability for consequential or incidental damages, these limitations may not apply to you.

### **4. Advice**

The contents of Happy and Blessed Home do not constitute advice and should not be relied upon in making or refraining from making, any decision.

### **5. Revisions and Errata**

The materials appearing on the HappyandBlessedHome.com web site could include technical, typographical, or photographic errors.

HappyandBlessedHome.com does not warrant that any of the materials on its web site are accurate, complete, or current.

HappyandBlessedHome.com may make changes to the materials contained on its web site at any time without notice.

HappyandBlessedHome.com does not, however, make any commitment to update the materials.

### **6. Links to Third Party Products**

HappyandBlessedHome.com's product may include links to third party products that are controlled and maintained by others. Any link to other products is not an endorsement of such products and you acknowledge and agree that we are not responsible for the content or availability of any such sites.



HappyandBlessedHome.com has not reviewed all of the sites linked to its Internet web site and is not responsible for the contents of any such linked site. The inclusion of any link does not imply endorsement by HappyandBlessedHome.com or the owner of the site. Use of any such linked web site is at the user's own risk.

## **7. Site Terms of Use Modifications**

HappyandBlessedHome.com may revise these terms of use for its product at any time without notice. By using this product you are agreeing to be bound by the then current version of these Terms and Conditions of Use.

HappyandBlessedHome.com reserves the right to:

7.1 change or remove (temporarily or permanently) the Product or any part of it without notice and you confirm that HappyandBlessedHome.com shall not be liable to you for any such change or removal and.

7.2 change these Terms and Conditions at any time, and your continued use of the Product following any changes shall be deemed to be your acceptance of such change.

## **8. Indemnity**

You agree to indemnify and hold HappyandBlessedHome.com and its employees and agents harmless from and against all liabilities, legal fees, damages, losses, costs and other expenses in relation to any claims or actions brought against HappyandBlessedHome.com arising out of any breach by you of these Terms and Conditions or other liabilities arising out of your use of this Product.

## **9. Severance**

If any of these Terms and Conditions should be determined to be invalid, illegal or unenforceable for any reason by any court of competent jurisdiction then such Term or Condition shall be severed and the remaining Terms and Conditions shall survive and remain in full force and effect and continue to be binding and enforceable.

## **10. Governing Law**

These Terms and Conditions shall be governed by and construed in accordance with the law of USA and you hereby submit to the exclusive jurisdiction of the USA courts.