

Letter “S” Activities

Thank you for joining us in our alphabet study at
HappyandBlessedHome.com



Visit HappyandBlessedHome.com for **free printables** and **crafts** for preschoolers, encouragement for moms, as well as great ideas for ways to have fun together as a family.

35 Activities for Preschoolers Includes (pages: 64):

9 Coloring Pages

Letter S for sensory tracing

1 Connect the Shells

Sky Puzzle Craft

Shark and Snail Puzzle Crafts

30 flashcards with short words that start in “Ss”

Letter “Ss” Dolch sight words

6 Do-a-dot Pages

7 Tracing Pages

Shapes, Cutting and Matching

Align and Count

Sheep Puppet Craft

Letter Ss with Shells

Shield Lace-Up Card

Cutting Practice

Counting with Stars

Space Math with Stars

Tools we're using in our Preschool Classroom



Set-up:

Our set-up for crafts is at a [Mickey and Friends Activity Table](#). It's perfect for preschoolers with an easily accessible table and chair height.

For our lesson materials I use a [Board Dudes 18" x 22" Magnetic Dry Erase Board](#).

We enjoy matching games and painting on our [Melissa & Doug Deluxe Standing Easel](#).

Supplies to create Printables:

- [Scissors](#)
- [Blu-Tack Reusable Adhesive](#)
- [Paper Cutter](#)
- [Single Hole Punch](#)
- [White Card Stock](#)
- [White Copy Paper](#)
- [EPSON Printer](#)
- [EPSON Ink](#)
- [Scotch Thermal Laminator 2 Roller System \(TL901\)](#)
- [Scotch\(TM\) Thermal Laminating Pouches, 8.9 Inches x 11.4 Inches, 50 Pouches \(TP3854-50\)](#)
- If you want to create stickers you'll need some [Avery® White Full-Sheet Labels for Inkjet Printers with TrueBlock\(TM\) Technology, 8-1/2 inches x 11 inches, Pack of 25 \(8165\)](#) and you will just cut each sticker to size.

This printable pack contains affiliate links for your convenience. By using these links you are supporting HappyandBlessedHome.com and enabling me to keep these printables FREE. Thank you for your support!

Tools perfect for teaching Emergent Readers

A heavy emphasis is being placed on reading in our preschool at home efforts. If you're looking for tools to complement the study on the letter "S", I recommend:



- [Letter Construction Kit](#) - My boys love the way this kit turns alphabet letters into giant puzzle pieces. The pieces are sturdy, slightly transparent and snap together. I love how this set gets my boys interested in constructing letters - its a great way to learn and play at the same time.



- [Big Box of Little Word Puzzles](#)- You may also notice these three-letter puzzles in some of the photographs I've posted. These are a fantastic way to introduce the concept of spelling as well as word/picture recognition. Many short words include the letter "S".




- [LeapFrog Fridge Phonics](#) - My boys love to play with this set of letters. You place the letter into the "sun" and the "sun" recognizes the letter and says "S says ssssss, every letter makes a sound S says sssss." You can still find these fridge phonics as used items on Amazon and eBay. If you don't want to pay the higher "novelty" price, you can get [LeapFrog's Alphabet Factory letter set](#) (less than \$20 last I checked).

About the creator: Monica is a blogger at HappyandBlessedHome.com. Her passion is to be an encouragement to moms and she publishes free printables and crafts for preschoolers, devotionals for moms, and ideas for having fun together as a family.

If you enjoy these printables, you should visit HappyandBlessedHome.com. There you'll find:



- * free games and crafts for preschoolers,
- * free printables for teaching preschoolers,
- * encouraging posts for moms, and
- * great ideas for ways to have fun together as a family

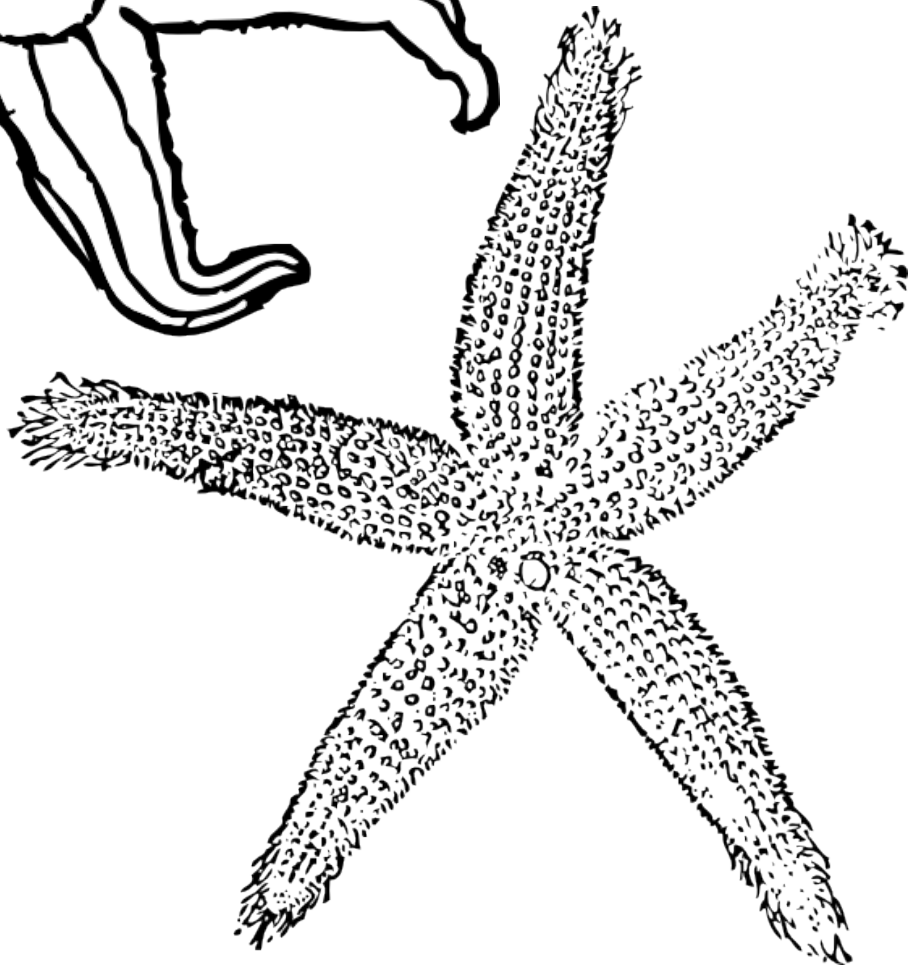
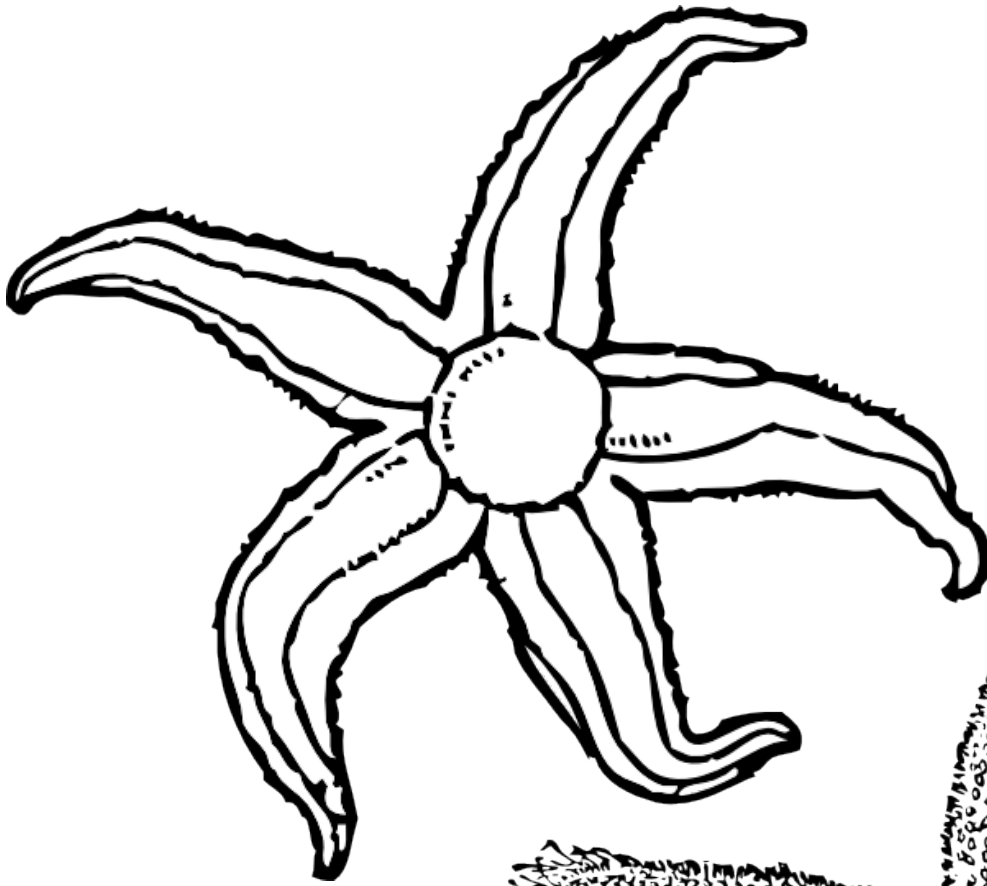
By Downloading this package you agree to the following Terms of Use: This printable package was created by HappyandBlessedHome.com. This package is intended for private/personal use only. It is not intended for commercial use and should not be hosted on another blog or website other than HappyandBlessedHome.com. If you like this printable set, you can link to the blog page where this was posted but do not link directly to this pdf file (where you are at now). Thank you for your support!



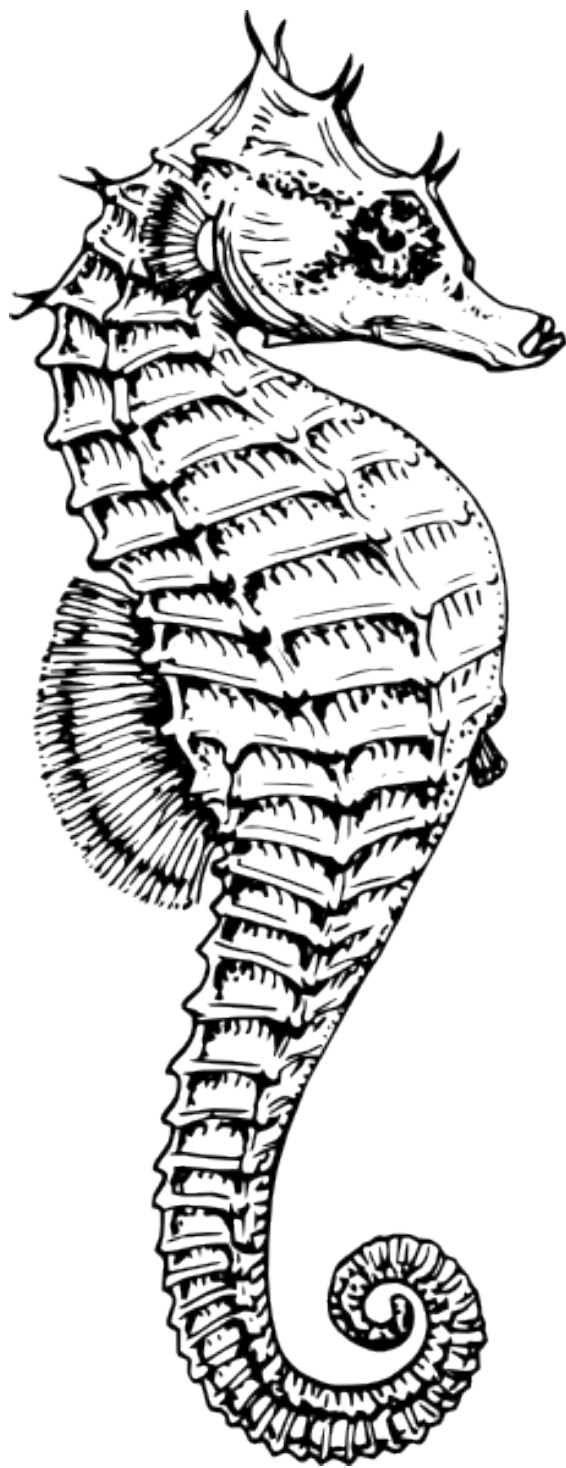
This page can be traced with a finger or marker.
Place under sand or rice for an extra-sensory activity.

Ss






starfish




seahorse



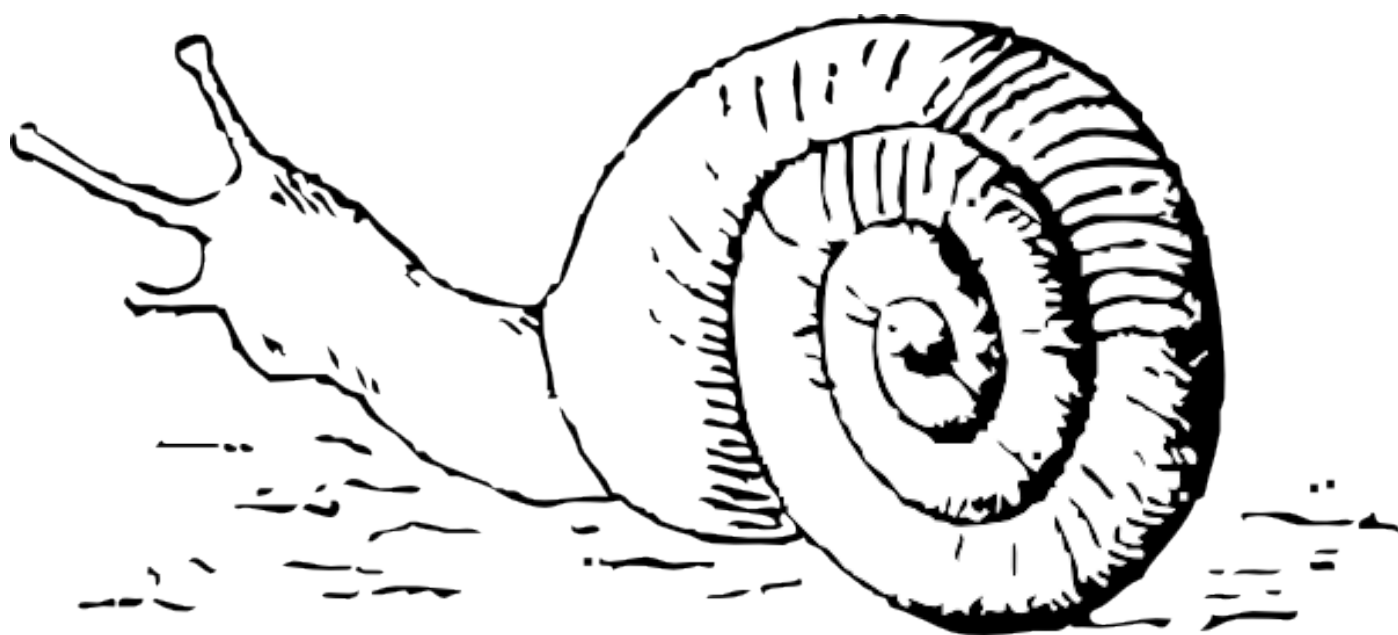
sand castle



squirrel



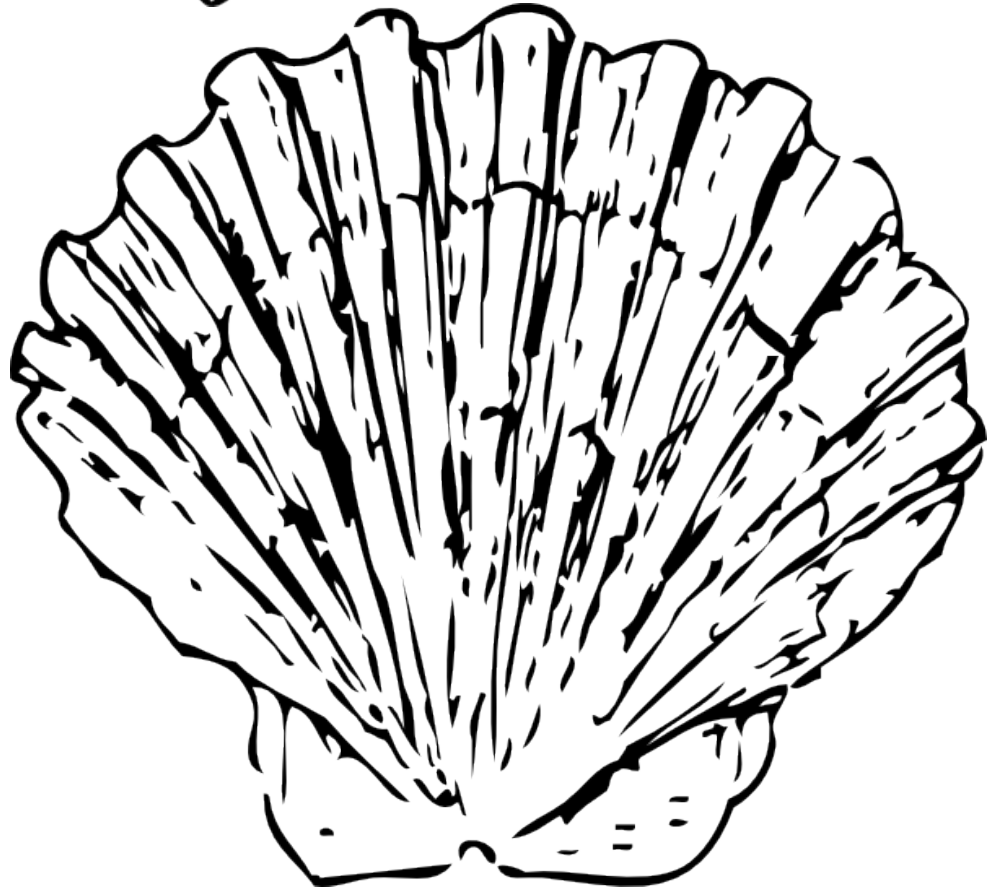
snake



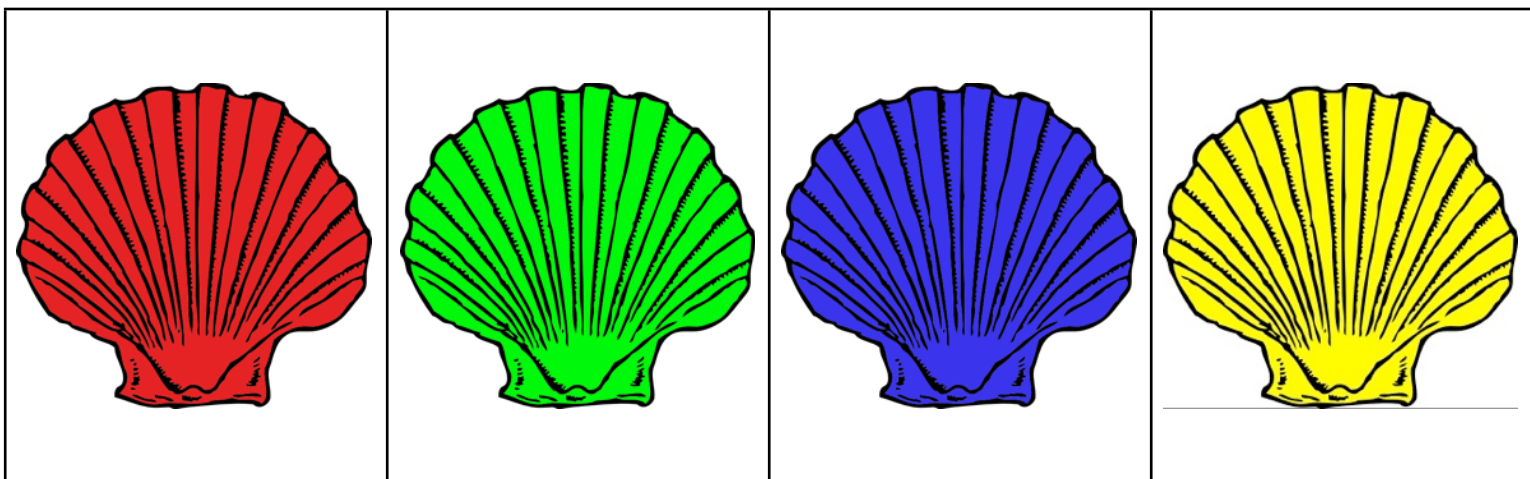
snail



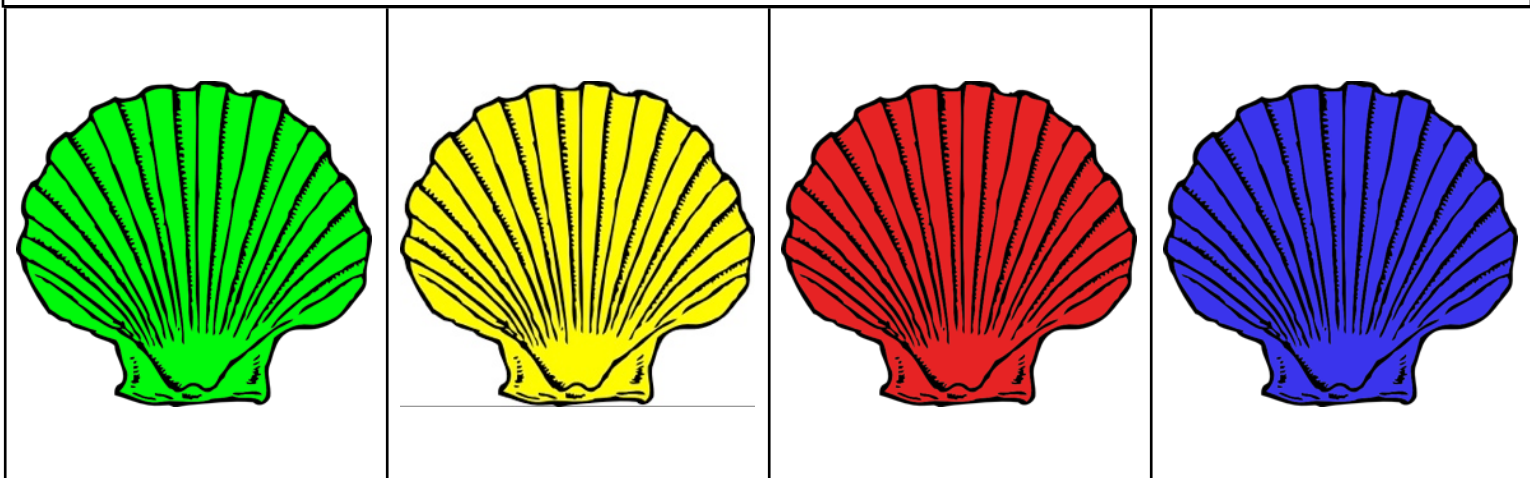
shark



shells





Draw a line to the matching shell.

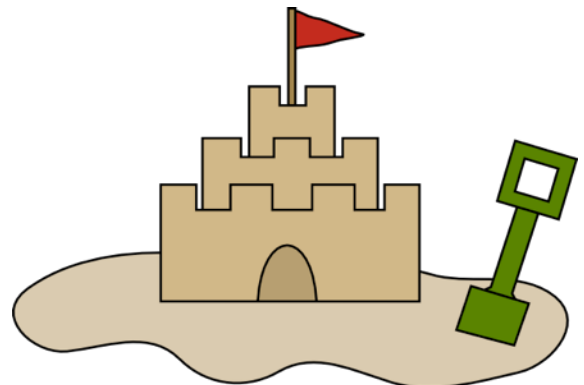
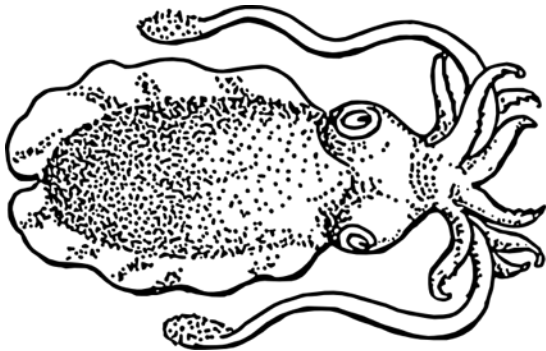




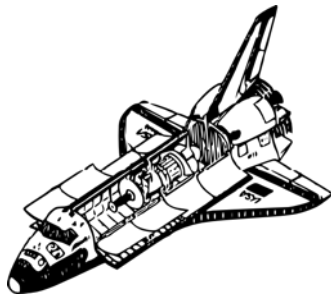
Letter “S” Flash Cards

HappyandBlessedHome.com

These flash cards are
designed to be printed from
front to back.







shoes

snail

shark

seeds

sun

sheild

shell

snake

soccer ball

squirrel

skeleton

spider

starfish

skunk

sheep

squid

sea horse

strawberry

sand castle

seal

shovel

ship

shirt

soap

soup

space
shuttle

stick

sky

stone

socks

Letter “S” Tracing Cards

HappyandBlessedHome.com

snail



seeds



sheild



snake




squirrel



shoes



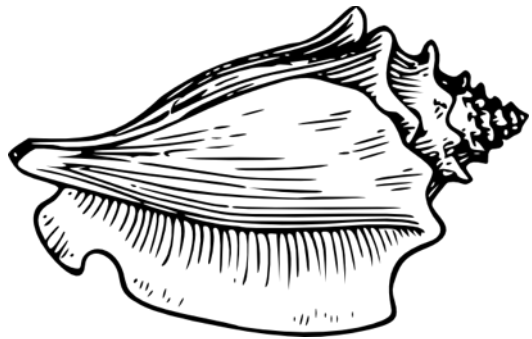
shark



sun



shell



soccer ball



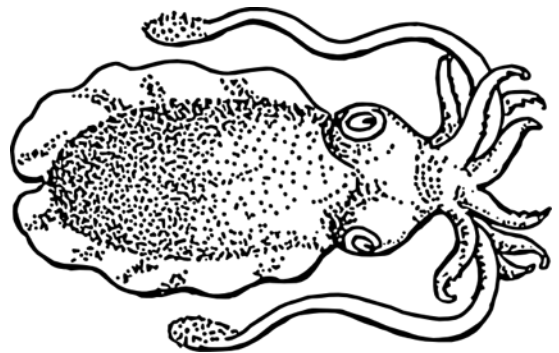
spider



skunk



squid



strawberry




seal



skeleton



starfish



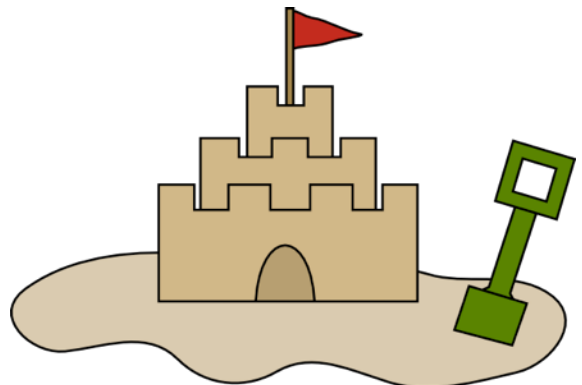
sheep



seahorse



sand castle




ship



soap



space
shuttle



sky



socks



shovel



shirt




soup



stick



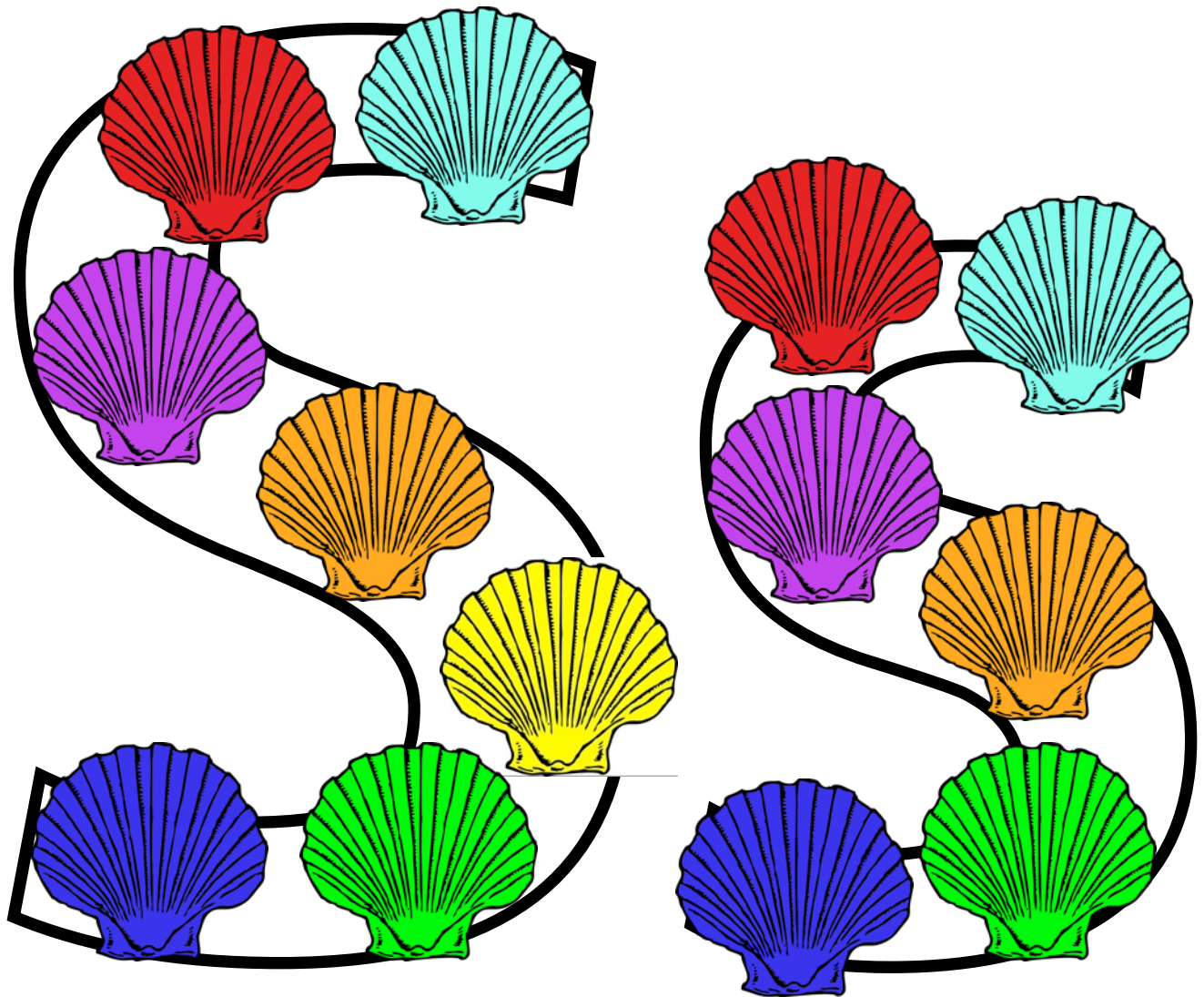
stone




Letter “S” Craft

HappyandBlessedHome.com

Use the shells to create the letter “Ss”.







Puppet Craft

Directions: This is a sheep puppet craft.

Activities: Grown-ups can help the child assemble the puppet. There are two versions of this puppet. An “easy” to assemble puppet and a more “complex” version that requires more effort to cut, color, and glue to put together.

Use yarn, string, pom-poms or other “furry” embellishments for sheep’s’ fur. You can add “google” eyes for the eyes. Use puffy paint, finger-paints, colored sand, or other art supplies to add texture.

You can use this puppet to tell stories or you can use it in a song, such as “Old McDonald had a Farm.” This puppet can be used as a teaching tool – tell your child about the sounds a sheep makes, where it lives and what foods it likes to eat.

This puppet is designed to be used with standard brown bag lunch sack that measures 10 5/8 x 5 1/8 x 3 1/8 inches.


Have fun creating this storytelling puppet with your little-one(s).

sheep



Easy to assemble version. Just cut into two parts - the head and the body. Paste the face/head onto the bottom of the brown paper sack so that when you move the "mouth" of the sack it looks as though the puppet is talking. Feel free to embellish as desired.

sheep



This version is more complex but allows you to challenge your child to piece together the parts of a puzzle. The adult or the child can color each piece and then cut and assemble the puppet. This version will be a bit smaller than the previous version, but it's the extra-effort required by this version that makes it more of a craft. Once the face and body are assembled, glue the face onto the bottom of the brown paper sack so that when you move the "mouth" of the sack it looks as though the puppet is talking. Feel free to embellish as desired.

Puzzle Crafts

Directions: Print, laminate and cut out puzzle pieces. To assist child, you may want to print an additional page as a guide.


Activities: Grown-ups can help the child assemble the puzzles.

Talk about the colors you see. Help your child piece together like colors, patterns and more.


Have fun creating these puzzles with your little-one(s).

Special Note: The sky puzzle is considerably more advanced. You may or may not be able to complete this puzzle with your child. Simpler puzzles are also included.


sky puzzle



shark




snail



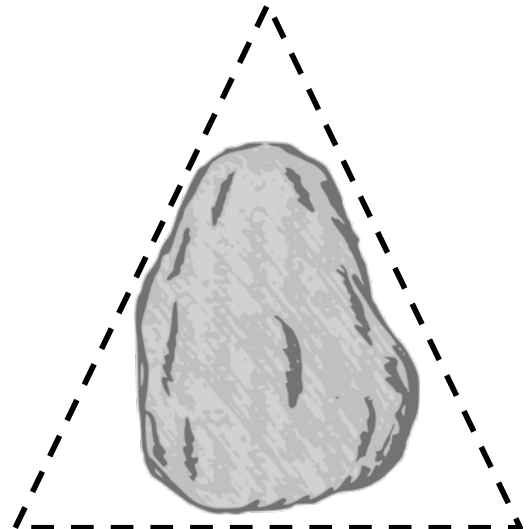

Shield Lace-Up

Print, laminate and cut out the picture. Use a hole punch to punch holes into circles near the edge of the picture. The card can be used to practice lacing with a shoestring or piece of yarn.



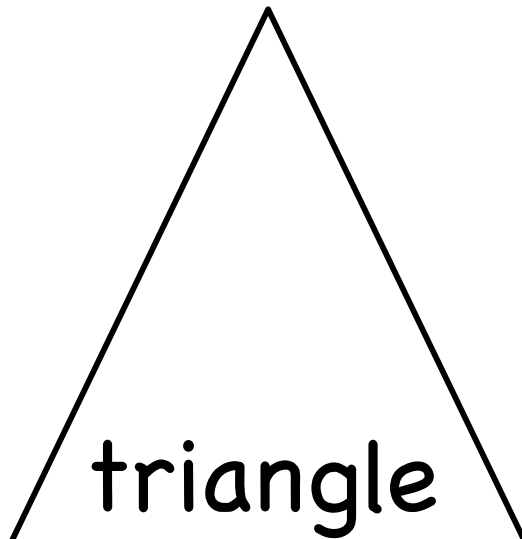
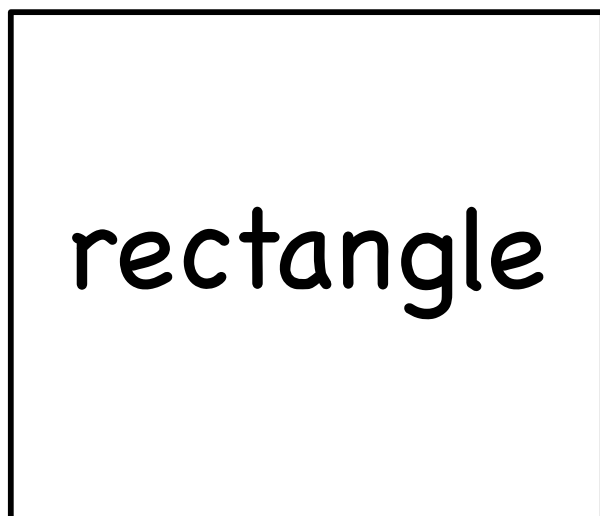
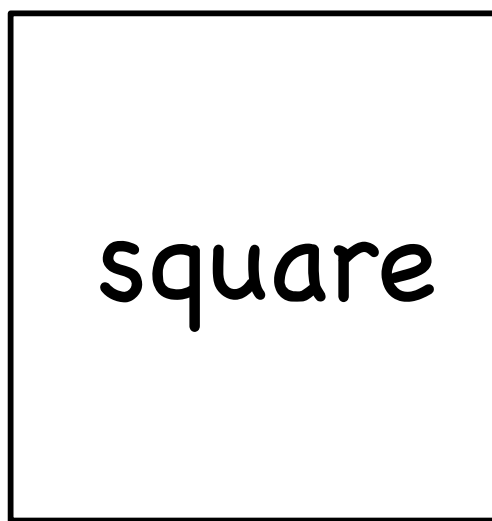

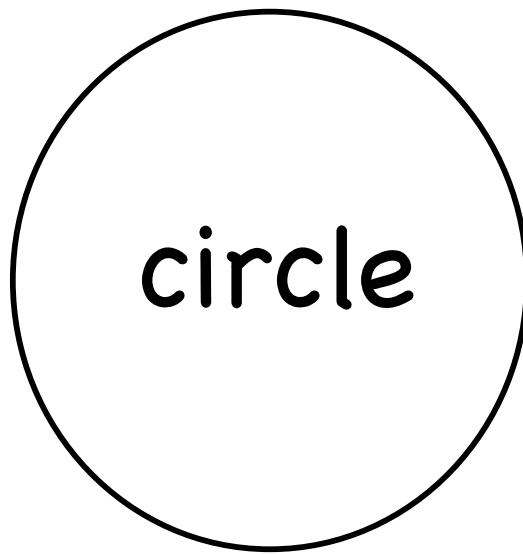

Cutting Practice

Grown-up: help child cut out along dotted line. Discuss shapes.




Cutting Practice

Point out qualities of various shapes. Cut out and align.








Cutting Practice

Parent: Cut at dark lines.
Have child cut along dotted lines.




Align & Count

1	2	3	
1	2	3	
1	2	3	
1	2	3	
1	2	3	


Counting Stars

These stars can be used for a matching game or for counting and tracing.



Counting Stars

These stars can be used for a matching game or for counting and tracing.



Counting Stars

Print stars with either solid or dashed numbers on the back.

1

2

3

4

5

6

7

8

9

10

11

12

13

14

15

16

17

18

19

20

Counting Stars

Print stars with either solid or dashed numbers on the back.

21

22

23

24

25

26

27

28

29

30

31

32

33

34

35

36

37

38

39

40

Tracing Numbers

Print stars with either solid or dashed numbers on the back.

1	2	3	4
5	6	7	8
9	10	11	12
13	14	15	16
17	18	19	20

Tracing Numbers

Print stars with either solid or dashed numbers on the back.

21

22

23

24

25

26

27

28

29

30

31

32

33

34

35

36

37

38

39

40


Add and subtract stars to the night sky.




Letter “S” Do-a-dot

HappyandBlessedHome.com

This is a great activity to complete with [do-a-dot paints](#). You can also provide your child with stickers, pom-poms or some other small object to fill in the white circles.



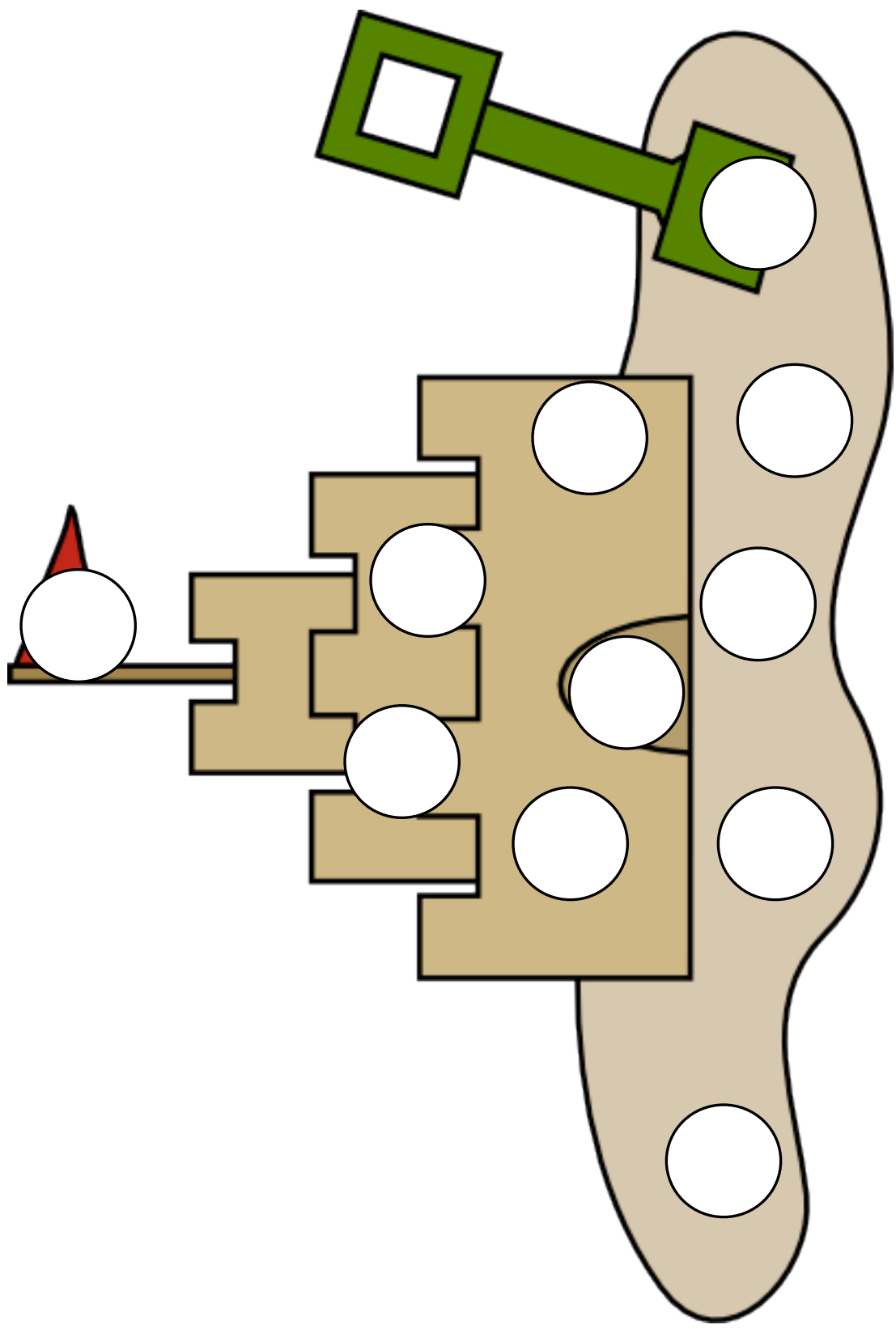
soap



strawberry




squirrel



sand castle



skunk



shield

Letter “S” Dolch Sight Words

HappyandBlessedHome.com

These are the letter “S” Dolch Sight Words. For more info on sight words and on what age to use them, please go to my post:

[Sight Words.](#)

said

saw

say

see

school

seed

seven

shall

she

Santa Claus

sheep

shoe

show

sing

sister

sit

six

sleep

small

snow

so

some

song

soon

squirrel

start

stick

stop

street

sun