

Food Matching Activity Pack

Thank you for joining us at HappyandBlessedHome.com



Visit HappyandBlessedHome.com for **free printables** and **crafts** for preschoolers, encouragement for moms, as well as great ideas for ways to have fun together as a family.

15 Activities for Preschoolers Includes (pages: 20):

8 Coloring Pages


2 Connect the Food Pairs

3 Food Puzzles

16 flashcards with Food Pairs for
Matching or Memory Game

Clipart copyright belongs to the original creator.
Special thanks for purchased clip art goes to:





[Jumping Beans](#)



[Family Faces](#)




[Sesame Street Party](#)

Follow this link to: [Subscribe to HappyandBlessedHome.com](#) and receive free activities for young children and fabulous ideas for family fun every week! Follow text links to these fun posts.

[Letter A](#)

[Letter B](#)

[Letter C](#)



[Letter D](#)



[FREE Montessori Planning Charts](#)



[Circle Time Printables](#)




About the creator: Monica is a blogger at HappyandBlessedHome.com. Her passion is to be an encouragement to moms and she publishes free printables and crafts for preschoolers, devotionals for moms, and ideas for having fun together as a family.


If you enjoy these printables, you should visit HappyandBlessedHome.com. There you'll find:

- * free games and crafts for preschoolers,
- * free printables for teaching preschoolers,
- * encouraging posts for moms, and
- * great ideas for ways to have fun together as a family


By Downloading this package you agree to the following Terms of Use: This printable package was created by HappyandBlessedHome.com. This package is intended for private/personal use only. It is not intended for commercial use and should not be hosted on another blog or website other than HappyandBlessedHome.com. If you like this printable set, you can link to the blog page where this was posted but do not link directly to this pdf file (where you are at now). Thank you for your support!




bacon & eggs




bread & butter




peas & carrots




mac & cheese





milk & cookies



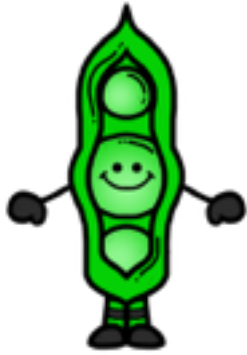
salt & pepper




hamburger & fries



peanut butter & jelly



Draw a line to match the food pairs.






Draw a line to match the food pairs.




Flashcard Food Matching & Memory Game

HappyandBlessedHome.com

Print and cut out these flashcards. Lay cards food photo face down and flip over one at a time until you have a match. Use these to teach children about food pairs or how to match cards by printing two sets.





Puzzle Crafts

Directions: Print, laminate and cut out puzzle pieces. To assist child, you may want to print an additional page as a guide.

Activities: Grown-ups can help the child assemble the puzzles.

Talk about the colors you see. Help your child piece together like colors, patterns and more.

Have fun creating these puzzles with your little-one(s).

Special Note: The first puzzle is considerably more advanced. You may or may not be able to complete this puzzle with your child. Simpler puzzles are also included.

jigsaw puzzle

